



# Foothills Gateway, Inc.

Supporting People with Disabilities

*We believe in a life of opportunity, of choice, and of dignity  
for every individual, regardless of age or ability.*

*The Mission of Foothills Gateway, Inc. is to advocate for and empower  
individuals with disabilities to lead lives of their choice.*

## Board of Director's Meeting Agenda November 21, 2023 7:00 pm

MEETING CALLED TO ORDER 15 min.

**Public Comment** - The Board allocates 10 minutes at the beginning of each board meeting for "Public Comment". Each speaker, at the Chair's discretion, may speak for up to five minutes.

**Potential Board Members** – Should any potential Board members be in attendance; the Board allocates this time for introductions.

PRESENTATIONS 15 min.  
Quality Assurance – Russ Franson

CONSENT AGENDA 2 min.  
Approval of Board Meeting Minutes – October 17, 2023

FINANCIAL REPORT 10 min.  
Approval of Financial Report

OLD BUSINESS 30 min.  
IT Security-Ed Bowers

NEW BUSINESS 25 min.  
Cancellation of the December Meeting  
CMRD/CMA Phase 2 Transition Update

EXECUTIVE TEAM UPDATES 15 min.

COMMITTEE REPORTS 20 min.  
Executive Committee  
Fiscal and Property Committee  
Legislative Affairs Committee

ADJOURNMENT

EXECUTIVE SESSION (*CRS 25.5-10-209-2, b, IV (C)*) – *Matters required to be kept confidential by federal or state law or rules and based on Foothills Gateway's Bylaws.*

This meeting will be virtual. For additional information and to learn how you can participate: Please go to <http://www.foothillsgateway.org/event> and click on "Board of Director's Meeting" on November 21<sup>st</sup>.

# FOOTHILLS GATEWAY, INC.

## UNAUDITED

### Preliminary Financial Reports

for the 4 months ending October 31, 2023

## MONTHLY FINANCIAL HIGHLIGHTS

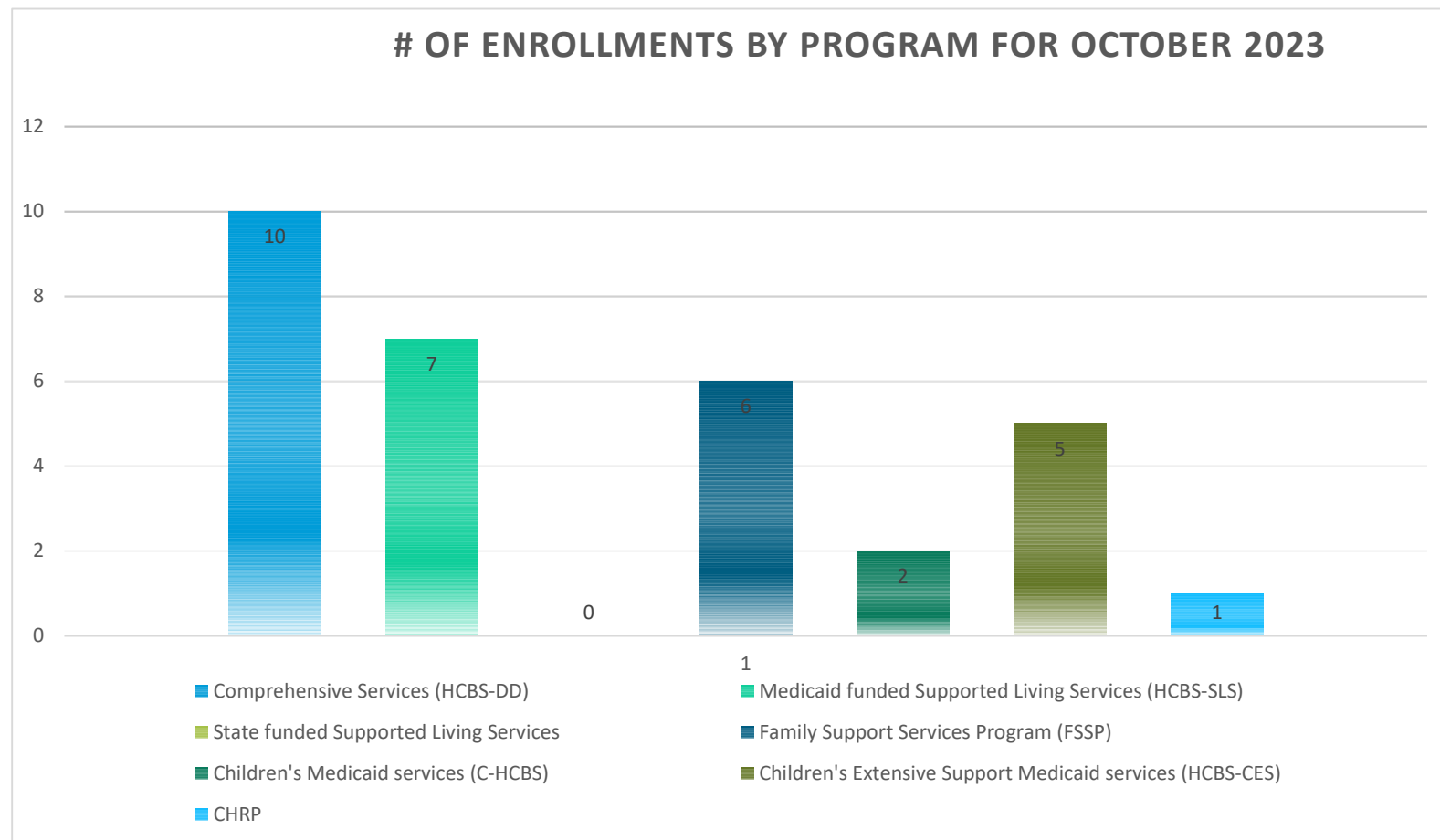
- \* Revenues are 14.6% under YTD Budget
- \* Expenses are 8.6% under YTD Budget
- \* Net Loss is \$158,651 more than YTD Budget

<i><b>Financial Status</b></i>	at June 30, 2023	at October 31, 2023	Change
Total Assets	\$12,155,315	\$10,057,522	(\$2,097,792)
Total Liabilities	\$1,626,952	\$1,414,623	(\$212,329)
Net Assets (Fund Balances)	\$10,528,362	\$8,642,899	(\$1,885,464)
Undesignated Net Assets	\$2,278,406	\$303,490	(\$1,974,916)
Designated Net Assets	\$8,249,957	\$8,339,409	\$89,452

### ***Current Year Financial Performance*** at 4 months / 33.3% of annual revenue and expense

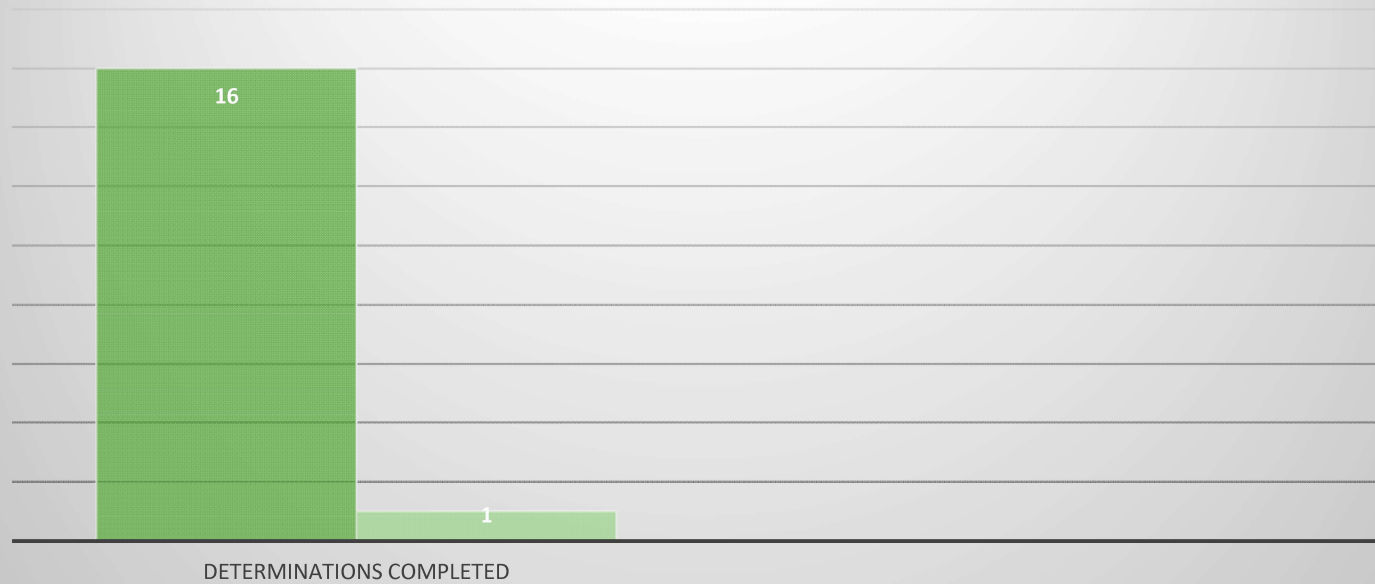
	Actual Year to Date	YTD Budget	% Actual to YTD Budget	Annual Budget	% Actual to Annual Budget
<i><b>Revenues</b></i>					
El State, Part C & Trust Fund	\$1,083,141	\$1,004,167	107.9%	\$3,237,966	33.5%
State General Funds	805,798	930,819	86.6%	2,718,846	29.6%
Medicaid Funds	2,328,976	2,829,704	82.3%	8,296,243	28.1%
Public Support	16,648	77,325	21.5%	225,800	7.4%
Larimer County Mill Levy	111,801	121,801	91.8%	5,633,490	2.0%
Other	-13,392	109,859	-12.2%	360,788	-3.7%
<b>Total Revenue</b>	<b>\$4,332,973</b>	<b>\$5,073,675</b>	<b>85.4%</b>	<b>\$20,473,133</b>	<b>21.2%</b>
<i><b>Expenses</b></i>					
Salaries, Taxes & Benefits - Staff	\$3,858,990	\$4,364,244	88.4%	\$13,119,234	29.4%
Supplies, Equipment & Building Expense	331,535	321,001	103.3%	1,030,464	32.2%
Vehicle Expense	118,638	118,060	100.5%	351,356	33.8%
Program Related Expense	1,211,012	1,142,705	106.0%	3,504,056	34.6%
Purchase of Service	585,664	720,365	81.3%	2,149,502	27.2%
Other	112,598	134,113	84.0%	440,845	25.5%
<b>Total Expenses</b>	<b>\$6,218,437</b>	<b>\$6,800,488</b>	<b>91.4%</b>	<b>\$20,595,457</b>	<b>30.2%</b>
<i><b>Revenue Over (Under) Expense</b></i>	<b>(\$1,885,464)</b>	<b>(\$1,726,813)</b>	<b>109.2%</b>	<b>(\$122,324)</b>	<b>1541.4%</b>

Program	Oct-23
Comprehensive Services (HCBS-DD)	10
Medicaid funded Supported Living Services (HCBS-SLS)	7
State funded Supported Living Services	0
Family Support Services Program (FSSP)	6
Children's Medicaid services (C-HCBS)	2
CHRP	2
Children's Extensive Support Medicaid services (HCBS-CES)	5

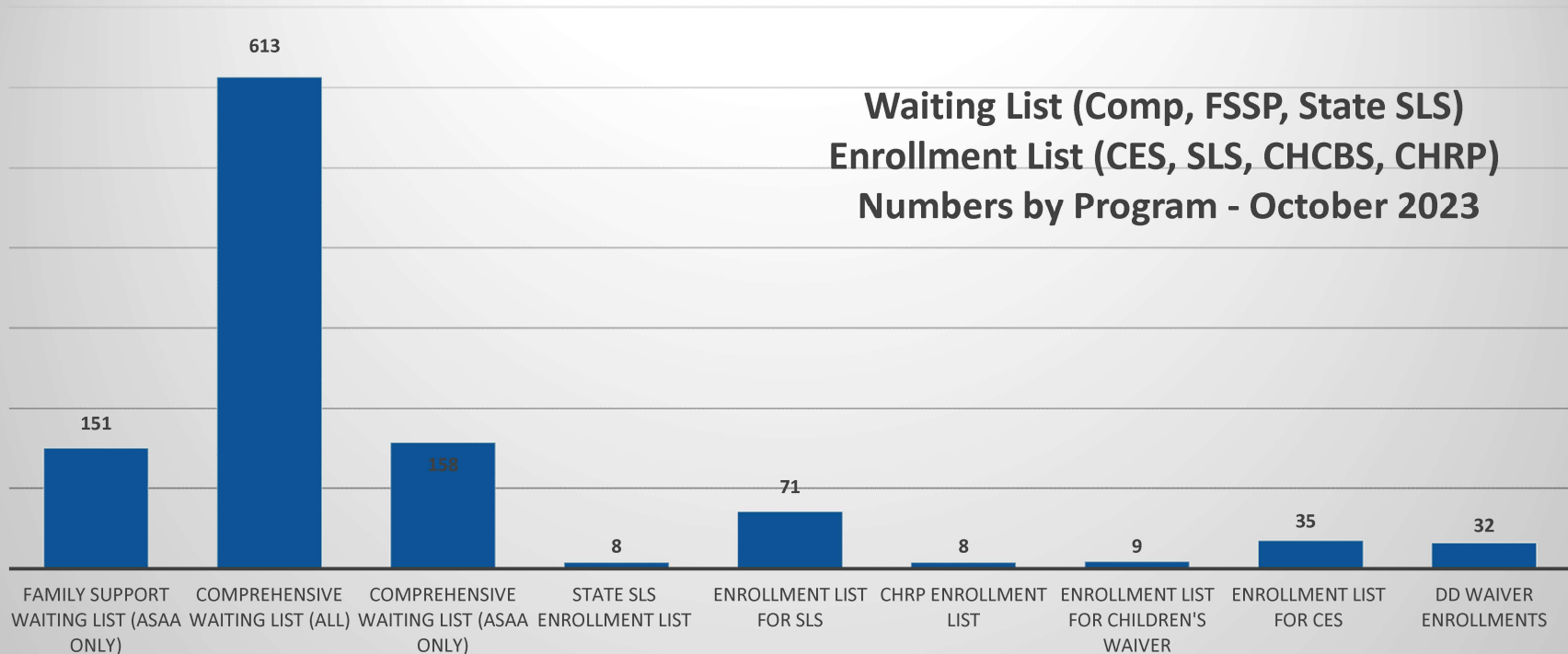


October	Eligible	Not Eligible	Total
Determinations completed	16	1	
Total			17

## DD Determinations October 2023



Waiting List & Enrollment	Oct-23
Family Support Waiting List (ASAA ONLY)	151
Comprehensive Waiting List (ALL)	613
Comprehensive Waiting List (ASAA only)	158
State SLS Enrollment List	8
Enrollment List for SLS	71
CHRP enrollment list	8
Enrollment list for Children's Waiver	9
Enrollment list for CES	35
DD Waiver Enrollments	32



\* ALL means everyone on the waiting list including safety net, As Soon As Available and Specific Date Status