



Foothills Gateway, Inc.

Supporting People with Disabilities

*We believe in a life of opportunity, of choice, and of dignity
for every individual, regardless of age or ability.*

*The Mission of Foothills Gateway, Inc. is to advocate for and empower
individuals with disabilities to lead lives of their choice.*

Board of Director's Meeting Agenda

May 21, 2019

7:00 pm

MEETING CALLED TO ORDER	10 min.
Public Comment - The Board allocates 10 minutes at the beginning of each board meeting for "Public Comment". Each speaker, at the Chair's discretion, may speak for up to five minutes.	
Potential Board Members – Should any potential Board members be in attendance, the Board allocates this time for introductions.	
PRESENTATIONS	15 min.
Family Support Services Program and Upcoming Changes –Pat Carney	
CONSENT AGENDA	2 min.
Approval of Board Meeting Minutes – April 16, 2019	
FINANCIAL REPORT	10 min.
Approval of Financial Report	
OLD BUSINESS	15 min.
NEW BUSINESS	15 min.
Policy change Request Form – Workplace Security	
EXECUTIVE TEAM UPDATES	15 min.
COMMITTEE REPORTS	20 min.
Executive Committee	
Fiscal and Property Committee	
Legislative Affairs Committee	
Joint Resource Committee	

Executive Session: C.R.S. 25.5-10-209-2.b.IV.C and G - (Matters to be kept confidential and Personnel matters)

ADJOURNMENT



FGI Family Support Services (FSSP)

Pat Carney, Support Services Case Management Director

May 21, 2019


Eligibility

- **Must have an Intellectual/Developmental Disability or Delay**
- **Must be living with family**
- **Must be a resident of Colorado**

Most in Need


- Annual needs assessment determines maximum funding
- Not most in need if enrolled in a Medicaid Waiver* or State Supported Living Services

*Except for Children's HCBS Waiver



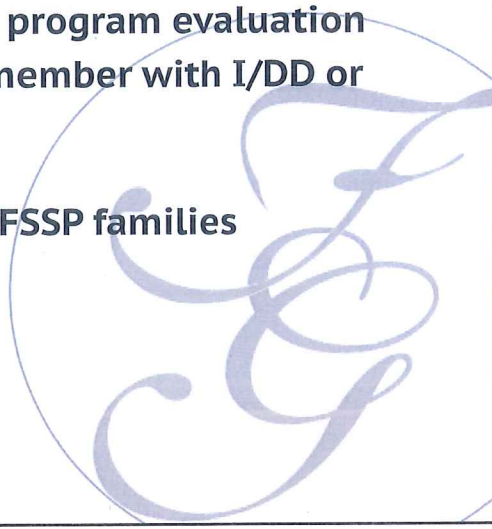
Services Reimbursed

- Respite
- Community supports
- Medical and therapy services
- Parent and sibling support
- Assistive technology
- Transportation
- Home modification



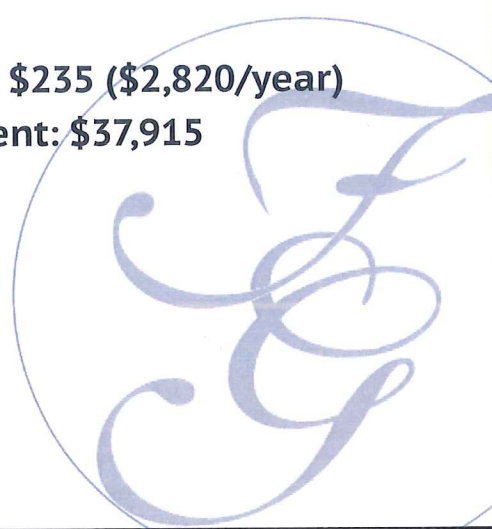
Family Support Council (FSC)

- **Provide input into local procedures, program evaluation**
- **Majority of FSC must have a family member with I/DD or Developmental Delay**
- **Must be approved by FGI BOD**
- **Plans and coordinates activities for FSSP families**
- **Fundraising**



Statistics

- **Target enrollment: 230 individuals**
- **Maximum monthly reimbursement: \$235 (\$2,820/year)**
- **Average monthly total reimbursement: \$37,915**
- **State Contract Amount: \$366,438**
- **Local support: \$64,000**
- **Waiting list: 150(+)**




Upcoming Changes:

- Receipts required for reimbursement
- Additional requirements for annual reporting
- Some changes to service definitions



Questions?

Pat Carney: patc@foothillsgateway.org



FOOTHILLS GATEWAY, INC.

UNAUDITED

Preliminary Financial Reports
for the 10 months ending April 30, 2019

MONTHLY FINANCIAL HIGHLIGHTS

- * Revenues are 0.2% under YTD Budget
- * Expenses are 1.7% under YTD Budget
- * Net Loss is \$237,688 less than YTD Budgeted Net Loss

Financial Status	at June 30, 2018	at April 30, 2019	Change
Total Assets	\$12,991,027	\$12,032,988	(\$958,040)
Total Liabilities	\$1,598,780	\$1,372,696	(\$226,084)
Net Assets (Fund Balances)	\$11,392,247	\$10,660,291	(\$731,956)
Undesignated Net Assets	\$3,275,114	\$2,749,878	(\$525,236)
Designated Net Assets	\$8,117,135	\$7,910,414	(\$206,721)

Current Year Financial Performance at 10 months / 83.3% of annual revenue and expense

	Actual Year to Date	YTD Budget	% Actual to YTD Budget	Annual Budget	% Actual to Annual Budget
Revenues					
State/Medicaid Funds	\$11,003,795	\$11,326,866	97.1%	\$13,822,144	79.6%
Vocational Income	253,870	211,990	119.8%	254,388	99.8%
Public Support	186,269	191,800	97.1%	209,200	89.0%
Larimer County Mill Levy	2,789,568	2,749,174	101.5%	4,150,956	67.2%
Other	574,466	354,529	162.0%	322,460	178.2%
Total Revenue	\$14,807,968	\$14,834,359	99.8%	\$18,759,148	78.9%
Expenses					
Salaries, Taxes & Benefits - Staff	\$9,677,512	\$9,948,098	97.3%	\$11,950,081	81.0%
Salaries, Taxes & Ben - Individuals in Svcs	260,215	226,170	115.1%	271,404	95.9%
Vocational/Contract Supplies	25,883	23,300	111.1%	24,600	105.2%
Supplies, Equipment & Building Expense	859,398	962,817	89.3%	1,168,855	73.5%
Vehicle Expense	337,463	358,593	94.1%	429,991	78.5%
Program Related Expense	2,537,318	2,437,814	104.1%	2,915,762	87.0%
Purchase of Service	1,500,920	1,483,010	101.2%	1,787,244	84.0%
Other	341,215	364,201	93.7%	465,452	73.3%
Total Expenses	\$15,539,924	\$15,804,003	98.3%	\$19,013,389	81.7%
Revenue Over (Under) Expense	(\$731,956)	(\$969,644)	75.5%	(\$254,241)	287.9%



Policy Change Request Form

Name of Policy Requesting Change Workplace Security

Current Policy Book Section (s) Personnel\Operational Procedures\Workplace Security

What change is requested?(also, please attach old policy and requested policy)

Current POLICY Statement: It is the policy of Foothills Gateway, Inc. (FGI) to safeguard the well-being of persons served, employees, volunteers and visitors. FGI practices zero tolerance regarding violence in the workplace.

Proposed change and new policy statement: Foothills Gateway does not tolerate violence in the workplace. This policy applies to all employees, volunteers, visitors and persons served by Foothills Gateway.

Why is this Policy change necessary?

At the advisement of Employers' Council, we would remove the phrase "zero tolerance" which could be interpreted as legally binding on the employer and could limit an employer's flexibility and discretion in managing challenging behaviors.

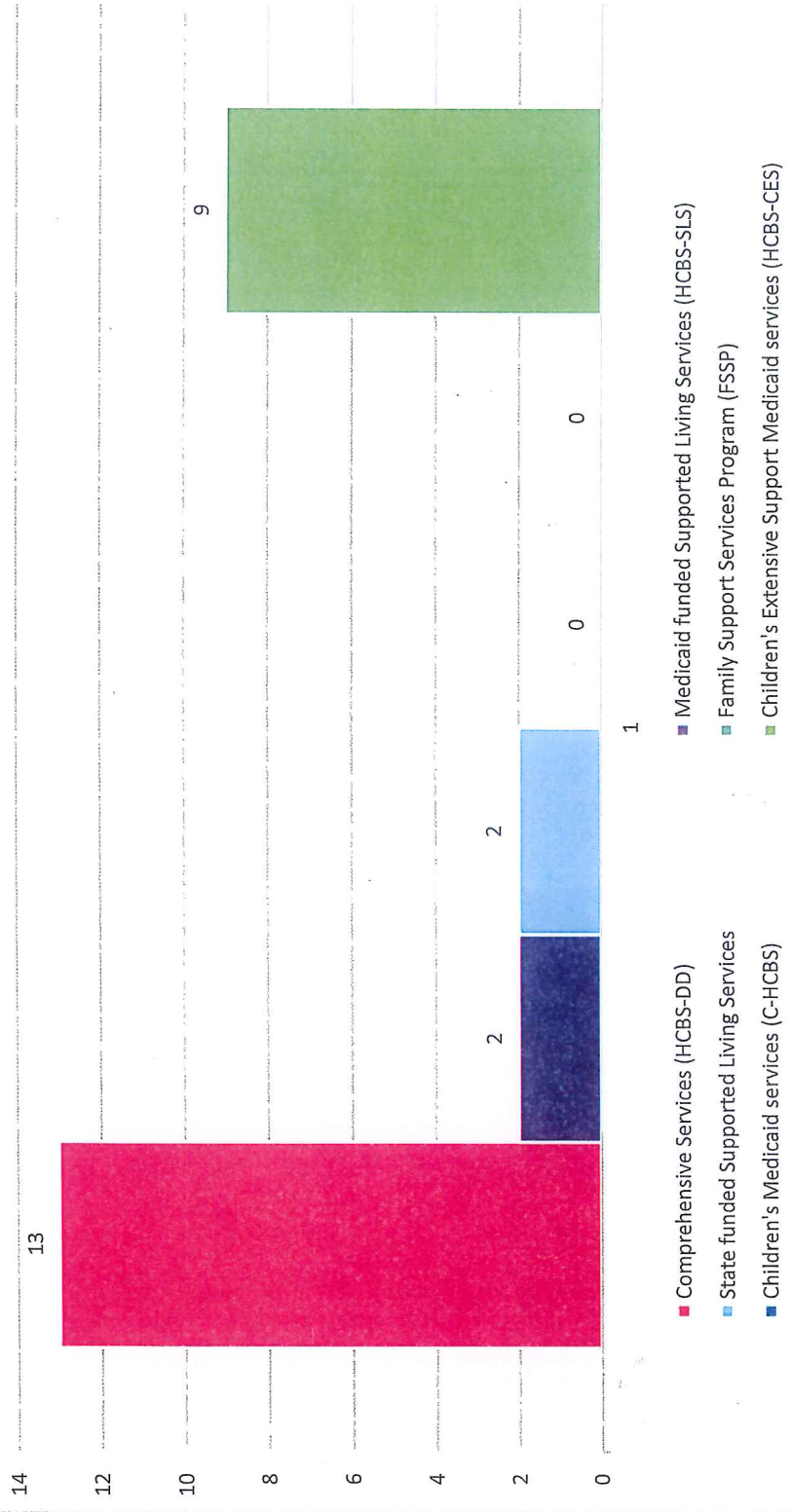
Submitted By: Erin Eulenfeld

DCSS-COO

Apr-19


Comprehensive Services (HCBS-DD) 13
Medicaid funded Supported Living Services (HCBS-SLS) 2
State funded Supported Living Services 2
Family Support Services Program (FSSP) 0
Children's Medicaid services (C-HCBS) 0
Children's Extensive Support Medicaid services (HCBS-CES) 9

of Enrollments by Program for April 2019



Determinations completed December 2018	Eligible	Not Eligible
Adult	2	0
FSSP	6	0
Total	8	0

DD Determinations April 2019

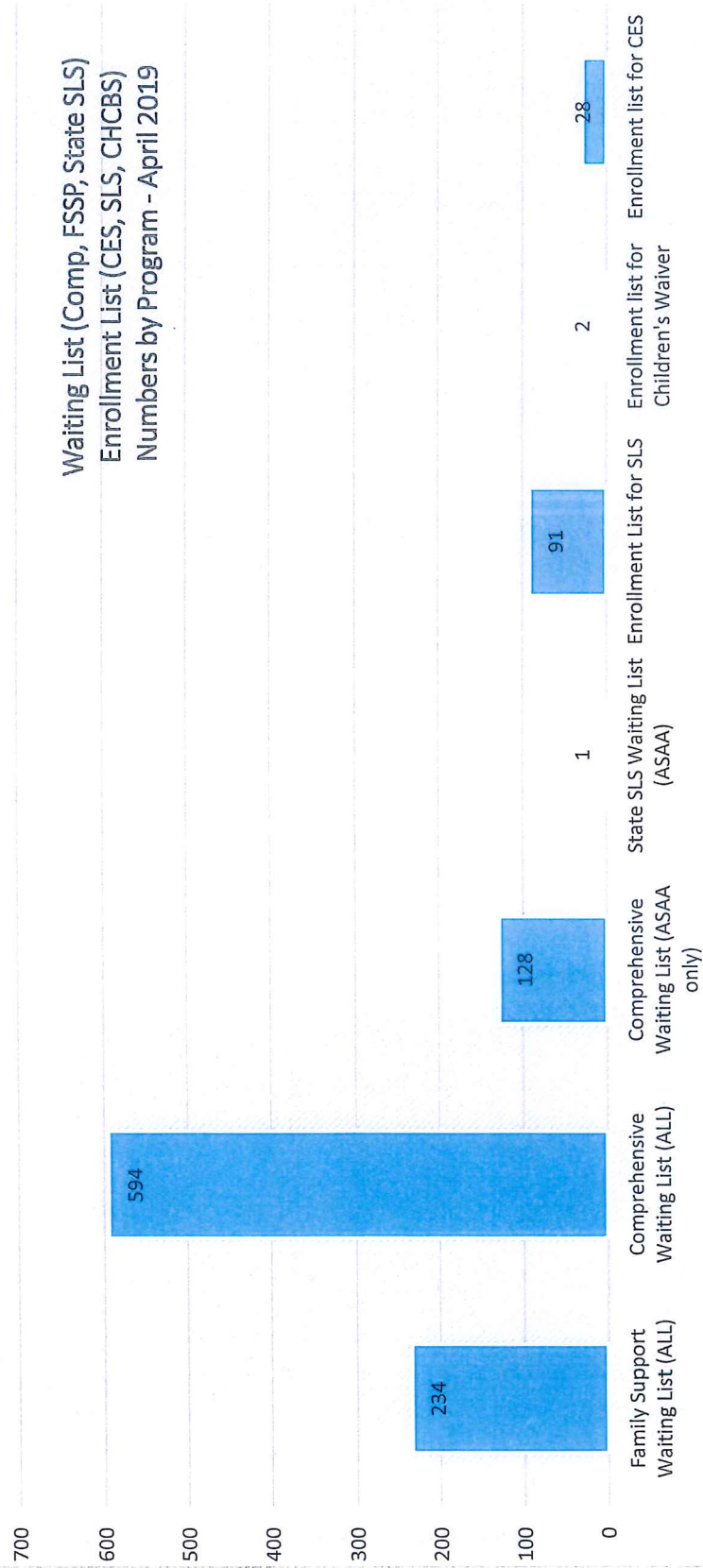


Apr-19

234
594
128
1
91
2
28

Waiting List numbers
Family Support Waiting List (ALL)
Comprehensive Waiting List (ALL)
Comprehensive Waiting List (ASAA only)
State SLS Waiting List (ASAA)
Enrollment List for SLS
Enrollment list for Children's Waiver
Enrollment list for CES

Waiting List (Comp, FSSP, State SLS)
Enrollment List (CES, SLS, CHCBS)
Numbers by Program - April 2019



* ALL means everyone on the waiting list including safety net, As Soon As Available and Specific Date Status