



*We believe in a life of opportunity, of choice, and of dignity
for every individual, regardless of age or ability.*

*The Mission of Foothills Gateway, Inc. is to advocate for and empower
individuals with disabilities to lead lives of their choice.*

Board of Director's Agenda April 15, 2014 7:00pm

MEETING CALLED TO ORDER

Open Forum-Please limit presentations to 10 minutes
Presentation: Race Across the West Fundraiser
Section 8/HUD – Renee Walker

CONSENT AGENDA

Approval of Minutes - March 3, 2014
2014 Letter of Commitment and Conflict of Interest Signing
Policy Change Request – Supporting Persons with Challenging Behaviors
2014-2015 Agency Calendar

FINANCIAL REPORT

EXECUTIVE DIRECTOR UPDATE

New Resources
Legislative Session Wrap-up

OLD BUSINESS

Person Centered Thinking Update

NEW BUSINESS

2014 Executive Director Evaluation Process
Soapbox Authorship
Donor Contacts

COMMITTEE REPORTS


Community Relations Committee
Fiscal and Property Committee
Executive Committee
Legislative Strategy Committee
Joint Resource Committee

EXECUTIVE SESSION

Personnel and Legal Matters

ADJOURNMENT

Race Across the West to benefit Foothills Gateway



Race Across the West is an 860 mile non-stop bicycle race that starts on June 10th in Oceanside, California, and finishes in Durango, Colorado on June 14th. This year, Loveland native and ultra-endurance bicycle racer Dave Disney will be competing in the race and riding to raise money for Foothills Gateway.

Dave has completed many ultra-endurance distance rides, including two 24-hour rides across Colorado and finished 3rd in the “No Country for Old Men” 383 mile race in the rugged Big Bend area of West Texas.

“I am very excited not only to be competing in a race of this magnitude, but also to be riding for Foothills Gateway. Their commitment to the thousands of people they serve in our community has made an amazing difference in the lives of people with intellectual and developmental disabilities. I hope my endeavor will raise awareness and lots of money for this very worthy cause.”

You can help Dave with his effort to raise much needed funds for Foothills Gateway by making a straight donation such as **\$25.00** (or in any amount you chose) or by sponsoring Dave’s ride, mile by mile (example: **\$.01/mile = \$8.60; \$.02/mile = \$17.20; \$.05/mile = \$43.00, etc.)**

To make a donation now, go to www.FoothillsGateway.org and look for the link on our main page. You can also donate by sending in your check to: Foothills Gateway, 301 W. Skyway Drive, Fort Collins, CO 80525 Attn: RAW fundraiser. All donations are tax-deductible.

More information about Race Across the West can be found online at raceacrossthewest.org.

Foothills Gateway For over 40 years, Foothills Gateway has improved the lives of thousands of people with intellectual disabilities and their families in northern Colorado by helping to conquer challenges and achieve maximum potential. We believe in a life of opportunity, of choice and of dignity for every individual, regardless of age or ability.



Conflict of Interest

It is in the best interest of Foothills Gateway, Inc. and the individuals it serves to be aware and properly manage all conflicts of interest and appearances of a conflict of interest, in accordance with the goals of accountability and transparency. Therefore, it is the policy of Foothills Gateway, Inc. that no member of the Foothills Gateway, Inc. Board of Directors, any of its committees, or employees shall derive any personal profit or gain, directly or indirectly, by reason of his or her participation with Foothills Gateway, Inc. Each board member shall disclose to Foothills Gateway, Inc. any personal interest that he/she may have in any matter pending before Foothills Gateway, Inc. and shall refrain from participation in any decision on such matters. Each board member shall refrain from any business or personal activities or practices that would be in conflict with Foothills Gateway, Inc.'s full performance of its contractual obligations.

Any member of the Foothills Gateway, Inc. Board of Directors, any of its committees, and employees shall refrain from obtaining any list of Foothills Gateway, Inc. staff, families, or vendors for personal or private solicitation purposes at any time during the term of their affiliation.

7/01;... 4/10; 4/11; 4/12; 4/13

Confidentiality

It shall be the policy of Foothills Gateway, Inc. that every person receiving or seeking services has the same legal rights and responsibilities as other individuals including the right to have the information concerning the person be handled in a confidential manner.

It is the practice of Foothills Gateway, Inc. that members of the Foothills Gateway, Inc. Board of Directors, any of its committees, or employees and contractors are responsible for maintaining the confidentiality of all privileged information to which they are exposed, whether this information involves a person with disabilities, family of a person with disabilities, staff or volunteers, or any overall agency business.

I have read and understand the above statements of Conflict of Interest and Confidentiality. While working with the Foothills Gateway, Inc. Board of Directors, I agree to abide by these statements.

Signature: _____ Date: _____

FOOTHILLS GATEWAY, INC.

Code of Ethics

This Code of Ethics has been adopted to promote and maintain the highest standards of personal and professional conduct of Foothills Gateway, Inc. (FGI) employees and members of the Board of Directors. Board of Directors Members and FGI Management Team will review and sign a copy of the Code of Ethics. Other FGI employees will review this Code of Ethics during their initial agency orientation.

Employees of Foothills Gateway, Inc. and Board of Director Members will:

- Support the agency mission statement in their job related duties and activities, and uphold Foothills Gateway's integrity;
- Pledge to maintain the confidentiality of the agency and the individuals we serve;
- Be expected to exercise good judgment, honesty and high ethical standards at all times;
- Adhere to the agency safe workplace statement and maintain a work environment free from intimidation, threats or violent acts;
- Report any form of sexual harassment that they may observe or be aware of to their supervisor, a member of the Management Team, Human Resources Manager, or the Equal Employment Opportunity (EEO) officer;
- Abide by the drug-free workplace policy to ensure a safe and productive work environment at any Foothills Gateway, Inc. premises or work site;
- Be aware that unacceptable behavior, unauthorized use or removal, damaging, defacing, impairing or theft of Foothills Gateway, Inc. property and equipment will not be tolerated;
- Be responsible for safeguarding all organizational assets;
- Avoid any conflict of interest or any relationship, influence or activity that might impair our ability to make fair and credible decisions in the workplace;
- Purchase from reputable suppliers on the basis of value, quality and service and conduct business in an open, honest and timely manner with no employee or Board Member personally profiting from a relationship with a supplier; staff should not accept gifts, money or gratuities from vendors, individuals receiving services or families. In lieu of accepting gifts, donations shall be encouraged and directed to the agency;
- Provide an accurate record of all financial transactions, in conformity with generally accepted accounting principles, which fairly presents the agency's financial position and operating results;
- Respect the individuals we serve, co-workers, and community members and their ideas and opinions;
- Merit the trust, confidence and support of the public by being honest, fair, truthful, caring and respectful in all actions including public relations and marketing activities;
- Practice fundraising activities that are consistent with Foothills Gateway's mission, compatible with organizational capacity and respectful of donors' interests, and use resources in accord with the intentions of the funders;

- Develop good working relationships with staff and other agencies;
- Report any possible mistreatment, abuse, neglect, or exploitation of any individual receiving services;
- FGI will promote the recruitment of qualified persons with disabilities, provide reasonable accommodations to promote equal opportunities for participation throughout all levels of the organization, and will provide access or referral to social, legal, or economic advocacy resources to individuals receiving services whenever practicable;
- Abide by federal, state and local laws and state contract requirements;
- Abide by the agency policies and procedures;
- Personal Fund Raising: The solicitation of funds at Foothills Gateway program sites on behalf of a personal cause (i.e. selling Girl Scout cookies, raising funds for another cause/charity) by FGI Board Members, staff or persons served will be discouraged. Additionally, FGI will not ask individuals receiving services to sell items on behalf of the organization;
- Workplace Relationships: Foothills Gateway staff will maintain professional behavior with all co-workers, individuals receiving services, family members, and other constituents;
- Paperwork: Occasionally, Foothills Gateway staff may be asked to witness legal documents such as powers of attorney, guardianship, and advance directives. Foothills Gateway staff must review the Proxy Decision Makers or Guardian and Advance Directives procedures prior to witnessing legal documents;
- FGI Management demonstrates corporate citizenship by obtaining positions on local boards that address accessibility, housing, leisure pursuits, and employment for persons in need of human services or active involvement in community organizations such as chambers of commerce, rotary clubs, advisory committees, to name a few;
- Code of Ethics Violations: If someone reports a serious violation of Foothills Gateway's Code of Ethics, the agency's Whistleblower Protection Policy and Procedure will be followed, the allegation(s) will be investigated, and the timelines identified in the Whistleblower Policy and Procedure will be followed.

Printed Name

Signature

Date

6/99; ... 5/12; 7/12; 7/13



Policy Change Request Form

Name of Policy Requesting Change **Supporting Persons with Challenging Behaviors**

Current Policy Book Section (s) **Section 3, Chapter 1 and Section 3, Chapter 4**

What change is requested?(also, please attach old policy and requested policy)

Regulation number and name change

Why is this Policy change necessary?

Effective March 1, 2014 these changes were made by the State of Colorado.

Submitted By **Erin Eulenfeld**

Old Policy:

It is the policy of Foothills Gateway, Inc. that appropriate methods and procedures for supporting persons with challenging behaviors be employed pursuant to CRS 27-10.5-115 as Chapter 16 (16.510 – 16.550) as amended of the Rules and Regulations of the Department of Human Services/Division for Developmental Disabilities.

New policy:

It is the policy of Foothills Gateway, Inc. that appropriate methods and procedures for supporting persons with challenging behaviors be employed pursuant to **CRS 25.5-10-221** as amended of the Rules and Regulations of the Department of **Health Care Policy and Financing**.



Hours of Operation:
8:00am – 4:30pm
Monday – Friday

24 Hour
Accessible Number:
(970) 226-2345

Foothills Gateway, Inc.

July 2014 – June 2015

Agency Calendar & Scheduled Closings

○ - Building Closed
□ - Board Meeting

JULY 2014

S	M	T	W	Th	F	S
		1	2	3	4	5
6	7	8	9	10	11	12
13	14	15	16	17	18	19
20	21	22	23	24	25	26
27	28	29	30	31		

4th – Independence Day
15th – Board Meeting

AUGUST 2014

S	M	T	W	Th	F	S
					1	2
3	4	5	6	7	8	9
10	11	12	13	14	15	16
17	18	19	20	21	22	23
24	25	26	27	28	29	30
31						

4th – Colorado Day
19th – Board Meeting

SEPTEMBER 2014

S	M	T	W	Th	F	S
	1	2	3	4	5	6
7	8	9	10	11	12	13
14	15	16	17	18	19	20
21	22	23	24	25	26	27
28	29	30				

1st – Labor Day
16th – Board Meeting

OCTOBER 2014

S	M	T	W	Th	F	S
			1	2	3	4
5	6	7	8	9	10	11
12	13	14	15	16	17	18
19	20	21	22	23	24	25
26	27	28	29	30	31	

17th – Fall Intermission
21st – Board Meeting

NOVEMBER 2014

S	M	T	W	Th	F	S
						1
2	3	4	5	6	7	8
9	10	11	12	13	14	15
16	17	18	19	20	21	22
23	24	25	26	27	28	29
30						

27th & 28th – Thanksgiving
18th – Board Meeting

DECEMBER 2014

S	M	T	W	Th	F	S
	1	2	3	4	5	6
7	8	9	10	11	12	13
14	15	16	17	18	19	20
21	22	23	24	25	26	27
28	29	30	31			

24th – 31st – Holiday Break
16th – Board Meeting

JANUARY 2015

S	M	T	W	Th	F	S
				1	2	3
4	5	6	7	8	9	10
11	12	13	14	15	16	17
18	19	20	21	22	23	24
25	26	27	28	29	30	31

1st & 2nd – New Years Holiday
19th – Martin Luther King Holiday
20th – Board Meeting

FEBRUARY 2015

S	M	T	W	Th	F	S
1	2	3	4	5	6	7
8	9	10	11	12	13	14
15	16	17	18	19	20	21
22	23	24	25	26	27	28

16th – President's Day
17th – Board Meeting

MARCH 2015

S	M	T	W	Th	F	S
1	2	3	4	5	6	7
8	9	10	11	12	13	14
15	16	17	18	19	20	21
22	23	24	25	26	27	28
29	30	31				

16th–20th – Spring Break
2nd – Annual Meeting/
Board Meeting

APRIL 2015

S	M	T	W	Th	F	S
			1	2	3	4
5	6	7	8	9	10	11
12	13	14	15	16	17	18
19	20	21	22	23	24	25
26	27	28	29	30		

10th – Spring Intermission
21st – Board Meeting

MAY 2015

S	M	T	W	Th	F	S
					1	2
3	4	5	6	7	8	9
10	11	12	13	14	15	16
17	18	19	20	21	22	23
24	25	26	27	28	29	30
31						

25th – Memorial Day
19th – Board Meeting

JUNE 2015

S	M	T	W	Th	F	S
	1	2	3	4	5	6
7	8	9	10	11	12	13
14	15	16	17	18	19	20
21	22	23	24	25	26	27
28	29	30				

26th – Staff In-Service
16th – Board Meeting

FOOTHILLS GATEWAY, INC.

Preliminary Financial Reports
for the 9 months ending March 31, 2014

MONTHLY FINANCIAL HIGHLIGHTS

- * Revenues are 0.8% over YTD Budget
- * Expenses are 1.4% under YTD Budget
- * Net Loss is \$333,968 less than YTD Budgeted Net Loss

Financial Status	at June 30, 2013	at March 31, 2014	Incr (Decr)
Total Assets	\$11,520,808	\$10,941,021	(\$579,786)
Total Liabilities	\$1,566,771	\$1,653,018	\$86,247
Net Assets (Fund Balances)	\$9,954,036	\$9,288,003	(\$666,033)
Working Capital	\$5,364,543	\$4,513,333	(\$851,209)

Current Year Financial Performance

at 9 months / 75.0% of annual revenue and expense

	Actual Year to Date	YTD Budget	% Actual to YTD Budget	Annual Budget	% Actual to Annual Budget
Revenues					
State/Medicaid Funds	\$12,571,736	\$12,680,810	99.1%	\$16,861,522	74.6%
Vocational Income	253,957	249,969	101.6%	333,393	76.2%
Public Support	218,392	161,950	134.9%	177,375	123.1%
Larimer County Mill Levy	1,329,675	1,283,852	103.6%	3,070,750	43.3%
Other	505,663	391,503	129.2%	527,173	95.9%
Total Revenue	\$14,879,423	\$14,768,084	100.8%	\$20,970,213	71.0%
Expenses					
Salaries, Taxes & Benefits - Staff	\$7,081,603	\$7,238,536	97.8%	\$9,706,380	73.0%
Salaries, Taxes & Ben - Individuals in Svcs	174,951	184,266	94.9%	245,688	71.2%
Vocational/Contract Supplies	25,303	25,560	99.0%	34,080	74.2%
Supplies, Equipment & Building Expense	706,808	810,085	87.3%	1,036,442	68.2%
Vehicle Expense	380,147	315,514	120.5%	421,499	90.2%
Program Related Expense	1,948,952	2,139,530	91.1%	2,772,457	70.3%
Purchase of Service	4,943,113	4,721,353	104.7%	6,345,865	77.9%
Other	284,579	333,241	85.4%	451,427	63.0%
Total Expenses	\$15,545,456	\$15,768,085	98.6%	\$21,013,838	74.0%
Revenue Over (Under) Expense	(\$666,033)	(\$1,000,001)	66.6%	(\$43,625)	1526.7%
Less: Other Capital Expenditures	-36,673	-222,815	16.5%	-231,621	15.8%
Less: (Purch)Sell Long Term Invstmnts	-421,238	0	0.0%	0	0.0%
Plus: Non-Cash Expenses	272,735	293,021	93.1%	393,599	69.3%
Change in Working Capital	(\$851,209)	(\$929,795)	91.5%	\$118,353	-719.2%

Foothills Gateway
Statement of Financial Condition
 March 31, 2014
 Unaudited

ASSETS

Current Assets	
Cash	\$1,842,766.57
Certificates of deposit	65,417.52
Investments - Short Term	<u>2,326,536.61</u>
Sub Total Cash & Equivalents	4,234,720.70
Receivables	
Fees and grants from governmental agencies	1,719,604.68
Vocational contracts	26,630.60
Other	<u>82,376.13</u>
Sub Total Receivables	1,828,611.41
Inventory	1,358.42
Prepaid expense and other	<u>101,661.06</u>
Total Current Assets	6,166,351.59
Other Investments	2,479,317.55
Land, Building & Equipment, net	<u>2,295,352.06</u>
Total Assets	<u>10,941,021.20</u>

LIABILITIES AND NET ASSETS

Current Liabilities	
Accounts Payable and Accrued Expense	1,654,357.23
Current portion of Long-Term Debt	
Deferred Revenue	<u>(1,339.12)</u>
Total Current Liabilities	1,653,018.11
Long Term Debt	
Notes Payable (less current portion)	
Total Liabilities	<u>1,653,018.11</u>

NET ASSETS (FUND BALANCES)

Unrestricted Funds	
Designated Memorial Funds	124,043.88
Capital Repair & Replacement	100,000.00
Net Investment in Land, Bldg & Equipment	2,295,352.06
Undesignated	<u>6,539,556.70</u>
Total Unrestricted Funds	9,058,952.64
Temporarily Restricted Funds	<u>229,050.45</u>
Total Net Assets (Fund Balances)	<u>9,288,003.09</u>
Total Liabilities and Fund Balances	<u>10,941,021.20</u>

Foothills Gateway, Inc.
Fund Detail
March 31, 2014

DONOR DESIGNATED:

Cash in Bank	280,640.57
Accounts Payable	(51,590.13)
Total	<u><u>229,050.44</u></u>

FUND BALANCES:

Miscellaneous Restricted Donations		182,668.76
Adams - Community Skills Dev	912.08	
Cleaning Crew Bonus	65.46	
CMS - Residential Program Operating Exp	5,000.00	
Yankey - Residential Program	5,000.00	
FGI Foundation - Community Participation	5,333.89	
FGI Foundation - Guardianship	3,280.21	
FGI Foundation - Healthy Relationship Classes	7,150.00	
FGI Foundation - ACS Hse Respite Scholarships	10,000.00	
FGI Foundation - Clothing Fund	650.51	
FGI Foundation - Children and Family Needs	13,925.30	
FGI Foundation - Adult Consumer Needs	23,507.14	
High Country Beverage - Fundraising	4,000.00	
CLCI / United Way - Adult Respite	17,921.57	
CLCI / United Way - ACS Hse Respite Scholarships	6,862.09	
Hair Farmers Contest - Individual's Hygeine	2,478.61	
Kempert - Residential	600.00	
Foland - Children & Family Needs	325.02	
Voelkelt - Retirement	178.00	
Rossi - Sensory Integration	435.00	
Liddle - Sensory Integration	250.00	
Big Al's - Community Participation	900.00	
Wynens - Sensory Integration Party	100.00	
Lange Memorial - Retirement	143.47	
The People Business / The Wright Life - Pizza Pty	50.00	
Weiss Family - Retirement	2.57	
Weiss Family - Gift Cards Retirement	309.68	
FSS - Donations (not council)	16,200.00	
FSS - Prior years fundraisers	53,789.68	
FSS - Flying Pig 5k Run/Walk Current Year	3,298.48	
Fort Collins Service League		46,381.68
Adult Needs	2,891.23	
Adult Care Services - House Repairs	4,279.00	
Sensory Integration Equipment	331.79	
ACS House Scholarships	14,411.85	
Discretionary	1,000.00	
Supported Employment	4,742.99	
Clothing Fund	48.33	
PrarieView Gravel for Driveway	613.09	
Community Participaption	3,150.00	
Personnel Training	6,000.00	
C/M - Guardianship	3,000.00	
Children/Family Needs	5,913.40	
Total		<u><u>229,050.44</u></u>

Foothills Gateway, Inc.
Fund Detail
March 31, 2014

BOARD DESIGNATED:

Cash in Bank	57,666.36
Certificate of Deposit	65,417.51
Due From GF	985.00
Accounts Payable - CD	(25.00)
	<u>124,043.87</u>

FUND BALANCES:

Memorial Fund	58,651.36
Certificate of Deposit	65,392.51
	<u>124,043.87</u>

Foothills Gateway
Statement of Revenue and Expense
Preliminary - UNAUDITED
Consolidated
For the Nine Months Ending March 31, 2014

	Current Month Balance	Year to Date Balance	Budget FY13-14	Variance YTD Budget	Percent YTD Budget
REVENUES					
State General Fund					
4010 Infant/Toddler	79,598	617,724	696,161	(78,437)	88.7%
4040 Supported Living Services	45,038	406,827	516,899	(110,072)	78.7%
4050 Family Support Services-Direct	17,192	141,759	161,440	(19,681)	87.8%
4060 Case Management	22,673	207,816	300,935	(93,119)	69.1%
4071 Management Fees	25,058	206,355	262,072	(55,717)	78.7%
4062 PASRR - State	0	1,568	1,800	(232)	87.1%
4066 Child Find	640	5,285		5,285	0.0%
4067 IDD Determination	244	3,896		3,896	0.0%
4063 Special Purpose Funds	370	133,854	71,520	62,334	187.2%
Total State General Fund	190,813	1,725,085	2,010,827	285,741	85.8%
ARRA					
Part C					
4090 Part C - Direct Services			213,204	(213,204)	0.0%
4092 Part C - Private Ins Trust Fund	10,899	74,359	75,000	(641)	99.1%
4093 Part C - Private Ins Broker Fee	1,854	11,728	11,256	472	104.2%
4096 Part C - Service Coordination	2,300	20,700	27,600	(6,900)	75.0%
4097 Part C - Private Ins Serv Coord	3,067	26,054		26,054	0.0%
4098 Part C - Management Fee	7,847	70,623	94,164	(23,541)	75.0%
Total Part C	25,966	203,464	421,224	(217,760)	48.3%
Medicaid Waiver					
4110 CES Program	33,152	286,715	655,574	(368,859)	43.7%
4112 HCBS	3,987	32,579	48,000	(15,421)	67.9%
4114 Day Services - Non-Integrated	151,132	1,568,121	2,181,181	(613,060)	71.9%
4120 Day Services - Integrated	108,388	1,066,933	1,303,536	(236,603)	81.8%
4130 Residential Services	523,893	4,668,492	6,370,123	(1,701,631)	73.3%
4140 Supported Living Services	158,974	1,425,851	1,882,140	(456,289)	75.8%
4150 EBD Waiver	0	6,369	15,000	(8,631)	42.5%
4162 Targeted Case Management	98,823	955,835	1,204,992	(249,157)	79.3%
4163 Util Review/BUS Assmnt/SEP	4,680	35,490	42,300	(6,810)	83.9%
4165 Quality Assurance	12,064	105,441	135,600	(30,159)	77.8%
4166 Case Management -SIS	1,118	9,391	5,375	4,016	174.7%
4167 IDD Determination	731	7,549		7,549	0.0%
4180 Transportation	46,980	474,420	585,650	(111,230)	81.0%
Total Medicaid Waiver	1,143,921	10,643,187	14,429,471	(3,786,284)	73.8%
Other Service Related Revenue					
4215 Room & Board	7,788	75,845	108,192	(32,347)	70.1%
4225 HUD Rent	2,856	14,383	16,920	(2,537)	85.0%
4230 NVP	0	3,179	2,220	959	143.2%
4245 Private Pay Revenue	14,048	92,220	58,884	33,336	156.6%
4250 Billing Fees	410	3,453	4,380	(928)	78.8%
Total Other Service Related Revenue	25,102	189,080	190,596	(1,516)	99.2%
Other Gov't Fees & Grants					
4310 School District-Regular	854	854		854	0.0%
4320 Larimer County Mill Levy	260,433	1,329,675	3,070,750	(1,741,075)	43.3%
4340 Larimer Cnty Human Services	16,663	48,515	78,282	(29,767)	62.0%
4350 Colo Division of Housing	3,361	30,052	36,180	(6,128)	83.1%
4355 DVR - Other	221	4,636	14,544	(9,908)	31.9%
4360 Division of Vocational Rehabilitation - DD	1,176	11,927	33,120	(21,193)	36.0%
Total Other Gov't Fees & Grants	282,707	1,425,658	3,232,876	(1,807,218)	44.1%

Foothills Gateway
Statement of Revenue and Expense
Preliminary - UNAUDITED
Consolidated
For the Nine Months Ending March 31, 2014

	Current Month Balance	Year to Date Balance	Budget FY13-14	Variance YTD Budget	Percent YTD Budget
Vocational Income					
4401 CIE - Federal Bldg Cleaning	9,835	90,047	111,801	(21,754)	80.5%
4402 CIE - Res & Comm'l Cleaning	3,438	37,606	54,396	(16,791)	69.1%
4404 CIE - Enclave	1,472	17,263	23,496	(6,233)	73.5%
4406 CIE - Other	795	12,935	23,700	(10,765)	54.6%
4410 Vocational Contracts	7,131	96,106	120,000	(23,894)	80.1%
Total Vocational Income	22,671	253,957	333,393	(79,436)	76.2%
Public Support					
4510 United Way	152	7,094	9,600	(2,506)	73.9%
4530 Donor Restricted Contributions	10,145	118,507	128,000	(9,493)	92.6%
4560 Donations - Unrestricted	4,275	78,932	30,000	48,932	263.1%
4580 In Kind Revenue	3,769	13,860	9,775	4,085	141.8%
Total Public Support	18,340	218,392	177,375	(41,017)	123.1%
Other Income					
4810 Rent Income	1,200	10,800	14,400	(3,600)	75.0%
4811 Rent of Space - Meeting Rooms			400	(400)	0.0%
4820 Grant Income	0	17,000	1,500	15,500	1,133.3%
4850 Interest Income	13,645	80,472	120,000	(39,528)	67.1%
4855 Change in Market Value	(14,761)	91,924	18,000	73,924	510.7%
4870 Dividend Income	0	3,909	4,800	(891)	81.4%
4880 Miscellaneous Income	7	8,292	5,376	2,916	154.2%
4896 (Gain)/Loss on Sale of Assets	0	8,202	9,975	(1,773)	82.2%
Total Other Income	91	220,599	174,451	46,148	126.5%
TOTAL REVENUE	1,709,612	14,879,423	20,970,213	(6,090,790)	71.0%

Foothills Gateway
Statement of Revenue and Expense
Preliminary - UNAUDITED
Consolidated
For the Nine Months Ending March 31, 2014

	Current Month Balance	Year to Date Balance	Budget FY13-14	Variance YTD Budget	Percent YTD Budget
EXPENSES					
Salaries & Wages					
5010 Staff Salaries	534,178	4,688,753	6,524,593	1,835,841	71.9%
5011 Staff Wages	74,826	647,662	858,338	210,676	75.5%
5012 Bonus	319	14,643	4,240	(10,403)	345.4%
5015 Staff Salaries-Overtime	7,384	71,885	72,136	251	99.7%
5016 Staff Wages-Overtime	2,030	13,116	6,581	(6,535)	199.3%
Total Salaries & Wages	618,738	5,436,058	7,465,888	2,029,829	72.8%
Wages - Individuals in Services					
5020 Vocational Wages	4,818	68,011	91,200	23,189	74.6%
5030 Janitorial Wages	749	7,049	11,400	4,351	61.8%
5031 Aide Wages	122	643	2,544	1,901	25.3%
5040 Fed Bldg Wages	3,676	31,619	43,584	11,965	72.5%
5041 Res & Comm'l Cleaning Wages	2,019	23,021	35,340	12,319	65.1%
5044 Enclave Wages	1,478	14,953	15,540	587	96.2%
5060 Outside Contract Wages	1,593	12,460	21,408	8,948	58.2%
Total Wages - Individuals in Svcs	14,454	157,756	221,016	63,260	71.4%
Contract Wages					
5105 Contract Wages	2,401	23,577	14,580	(8,997)	161.7%
5110 Consulting	605	22,954	57,684	34,730	39.8%
5120 Professional Fees	15,893	27,338	62,162	34,824	44.0%
Total Contract Wages	18,899	73,870	134,426	60,556	55.0%
Staff Payroll Taxes					
5310 Staff FICA	41,151	387,303	561,159	173,856	69.0%
5315 Worker's Comp	12,597	104,168	134,703	30,535	77.3%
Total Staff Payroll Taxes	53,749	491,472	695,862	204,391	70.6%
Payroll Taxes - Individuals in Svcs					
5320 FICA - Vocational	430	5,234	6,972	1,738	75.1%
5325 W/Comp - Vocational	187	2,279	3,408	1,129	66.9%
5330 FICA - Janitorial	61	538	876	338	61.4%
5331 Aide FICA	9	45	192	147	23.5%
5335 W/Comp - Janitorial	26	272	420	148	64.7%
5336 Aide W/Comp	4	20	96	76	20.5%
5340 FICA - Fed Bldg	247	2,333	3,336	1,003	69.9%
5341 FICA - Res & Comm'l Cleaning	193	1,762	2,700	938	65.3%
5344 FICA - Enclave	91	1,125	1,188	63	94.7%
5345 W/Comp - Fed Bldg	108	1,015	1,452	437	69.9%
5346 W/Comp - Res & Comm'l Cleaning	84	767	1,176	409	65.2%
5349 W/Comp - Enclave	39	490	516	26	94.9%
5360 Outside Contract FICA	109	916	1,632	716	56.1%
5365 Outside Contract W/Comp	47	399	708	309	56.3%
Total Payroll Taxes - Indiv in Svcs	1,636	17,195	24,672	7,477	69.7%
Staff Benefits					
5500 CUC			14,608	14,608	0.0%
5509 PTO	25,980	25,583	7,464	(18,119)	342.8%
5510 Health Insurance	85,820	755,935	1,008,885	252,950	74.9%
5511 EAP Expense	517	4,612	6,864	2,251	67.2%
5515 Dental Insurance	3,585	31,987	50,168	18,182	63.8%
5520 Disability	4,165	36,847	52,197	15,350	70.6%
5530 Life Insurance	1,389	12,313	18,488	6,175	66.6%
5540 Retirement	22,116	212,926	251,530	38,605	84.7%
Total Staff Benefits	143,572	1,080,204	1,410,204	330,001	76.6%

Foothills Gateway
Statement of Revenue and Expense
Preliminary - UNAUDITED
Consolidated
For the Nine Months Ending March 31, 2014

	Current Month Balance	Year to Date Balance	Budget FY13-14	Variance YTD Budget	Percent YTD Budget
Supplies					
5700 Office Supplies	1,627	38,291	52,084	13,793	73.5%
5720 Center Supplies	1,473	18,431	31,200	12,769	59.1%
5725 Nursing Supplies	161	3,030	3,708	678	81.7%
5730 Janitorial Supplies	526	5,228	5,580	352	93.7%
5740 Unit Supplies	283	6,410	11,132	4,722	57.6%
5745 Material Purchases - Resale			4,950	4,950	0.0%
5750 Postage	2,136	21,409	33,490	12,081	63.9%
Total Supplies	6,206	92,799	142,144	49,345	65.3%
Vocational/Contract Supplies					
5810 Contract Materials	104	1,285	2,400	1,115	53.5%
5815 Contract Postage	451	16,482	20,400	3,918	80.8%
5832 Federal Building Supplies	851	7,519	11,280	3,761	66.7%
5875 Bad Debt Expense	0	17		(17)	0.0%
Total Vocational/Contract Supplies	1,406	25,303	34,080	8,777	74.2%
Occupancy					
5900 Telephone	1,868	16,404	18,660	2,256	87.9%
5903 Cell / Digital Phones	2,377	21,493	28,286	6,793	76.0%
5910 Board & Liability Insurance	8,770	76,815	91,668	14,853	83.8%
5920 Building Maintenance	5,223	81,535	178,842	97,307	45.6%
5925 Grounds Maintenance	254	39,056	19,377	(19,679)	201.6%
5930 Taxes & Licenses	0	2,091		(2,091)	0.0%
5940 Depreciation	22,527	201,390	299,000	97,610	67.4%
5950 Security	0	7,085	9,975	2,890	71.0%
5960 Utilities	8,304	80,432	110,340	29,908	72.9%
5965 Refuse Collection	1,290	11,592	16,464	4,872	70.4%
5971 Rent	660	5,965	8,496	2,531	70.2%
Total Occupancy	51,272	543,858	781,108	237,250	69.6%
Equipment					
6100 Equip Maint & Repair	768	10,501	12,316	1,815	85.3%
6110 Equip under \$3000	4,606	48,228	85,348	37,120	56.5%
6125 Equipment Lease Expense	1,732	11,422	15,526	4,104	73.6%
Total Equipment	7,106	70,151	113,190	43,039	62.0%
Professional Growth					
6300 Travel	102	10,959	23,966	13,007	45.7%
6310 Meetings & Conferences	945	9,713	31,778	22,065	30.6%
6320 Dues & Publications	2,499	29,381	58,767	29,386	50.0%
6330 Staff Inservice			10,840	10,840	0.0%
6340 Staff Training	5,674	24,144	34,505	10,361	70.0%
6341 Computer Training			1,500	1,500	0.0%
6342 PCT Training	1,400	30,002	39,993	9,991	75.0%
6350 Employee Relations	171	7,847	12,510	4,663	62.7%
Total Professional Growth	10,790	112,046	213,859	101,813	52.4%
Vehicle Expense					
6410 Mileage Reimbursement Expense	3,744	39,529	52,139	12,610	75.8%
6420 Fuel & Oil Expense	9,424	83,163	130,669	47,506	63.6%
6430 Vehicle Repair & Maintenance	3,909	51,291	93,190	41,899	55.0%
6450 Vehicle Insurance Expense	5,362	47,075	60,420	13,345	77.9%
6460 Vehicle Licensing Expense	321	4,227	6,283	2,056	67.3%
6465 Vehicle Depreciation	17,036	158,612	78,798	(79,814)	201.3%
6480 Veh Repair Reimb by Insurance	0	(3,749)		3,749	0.0%
Total Vehicle Expense	39,796	380,147	421,499	41,352	90.2%

Foothills Gateway
Statement of Revenue and Expense
Preliminary - UNAUDITED
Consolidated
For the Nine Months Ending March 31, 2014

	Current Month Balance	Year to Date Balance	Budget FY13-14	Variance YTD Budget	Percent YTD Budget
Other Expense					
6605 Board Expense	134	14,662	23,570	8,908	62.2%
6610 Public Relations	10,064	31,748	29,275	(2,473)	108.4%
6612 Newsletter	0	4,012	10,600	6,588	37.9%
6616 Misc Fees & Expenses	1,488	11,757	19,880	8,123	59.1%
6620 CARF	0	9,150		(9,150)	0.0%
6625 Advertising	1,504	7,533	16,740	9,207	45.0%
6650 Data Processing	756	18,746	23,500	4,754	79.8%
6660 Mill Levy - County Admin Fees	5,456	27,758	64,484	36,726	43.0%
6670 Staff Medical Supplies	0	365	484	119	75.4%
6680 Staff Hep B Shots	139	658	2,085	1,427	31.6%
6681 CBI Checks	54	2,470	3,786	1,316	65.2%
6682 MVR			789	789	0.0%
6689 In-kind Donations Expense	3,769	13,156	9,375	(3,781)	140.3%
6690 Contribution	0	15,517	23,000	7,483	67.5%
6695 Grants	0	15,000	10,000	(5,000)	150.0%
Total Other Expense	23,363	172,532	237,568	65,036	72.6%
Direct Exp - Individuals in Svcs					
7010 Supplies	2,477	23,670	36,867	13,196	64.2%
7017 Household Supplies	66	840	1,800	960	46.7%
7020 Telephone	187	1,770	2,280	510	77.6%
7025 Cleaning	3,378	25,352	28,344	2,992	89.4%
7040 Recreational Services	709	9,182	14,896	5,714	61.6%
7045 Food & Personal Needs	1,198	10,593	15,600	5,007	67.9%
7046 Medical Supplies	218	1,655	1,980	325	83.6%
7048 Clothing Allowance	0	199	200	1	99.5%
7056 Personal Assist - IC's	20,742	442,430	822,277	379,846	53.8%
7057 Personal Assist - HHA's	1,592	11,288	4,161	(7,127)	271.3%
7060 Transportation	1,229	11,509	20,012	8,503	57.5%
7070 Family Direct Pmts	21,308	154,123	195,192	41,069	79.0%
7075 Direct Service Payments	85,576	655,056	959,583	304,527	68.3%
7078 Home Modification			361	361	0.0%
7079 Assistive Technology	1,830	48,515	7,492	(41,024)	647.6%
7081 Therapies	22,752	118,790	139,283	20,494	85.3%
7082 Medical Prof Services - Other	27,127	210,684	269,827	59,143	78.1%
7085 Craft Supplies	106	690	1,020	330	67.7%
7086 Women's Group	0	(497)	300	797	(165.6%)
7087 Men's Group	(10)	(44)	300	344	(14.8%)
7089 In-kind Donations Expense	0	38		(38)	0.0%
Total Direct Exp - Indiv in Svcs	190,484	1,725,842	2,521,774	795,932	68.4%
Room & Board Expense					
7205 Property & Liability Insurance	325	2,929	3,144	215	93.2%
7210 Building Maintenance	2,742	20,014	9,900	(10,114)	202.2%
7212 License	500	500		(500)	0.0%
7215 Grounds Maintenance	2,455	7,023	5,112	(1,911)	137.4%
7220 Depreciation	1,175	10,575	14,100	3,525	75.0%
7225 Refuse Collection	183	1,624	2,220	596	73.1%
7230 Equipment Maint & Repair	195	1,417		(1,417)	0.0%
7235 Equipment under \$3000	0	2,519		(2,519)	0.0%
7240 Household Supplies	528	4,035	6,240	2,205	64.7%
7247 Security	62	619	864	245	71.7%
7250 Utilities	1,213	11,224	10,908	(316)	102.9%
7255 Rent	1,774	16,093	21,324	5,231	75.5%
7260 Food	1,373	13,373	21,204	7,831	63.1%
7270 HUD Rent	210	1,890		(1,890)	0.0%
7285 Moving Expense	310	1,675	500	(1,175)	335.0%
7289 In-kind Donations Expense	0	665	400	(265)	166.3%
Total Room & Board Expense	13,045	96,174	95,916	(258)	100.3%

Foothills Gateway
Statement of Revenue and Expense
Preliminary - UNAUDITED
Consolidated
For the Nine Months Ending March 31, 2014

	Current Month Balance	Year to Date Balance	Budget FY13-14	Variance YTD Budget	Percent YTD Budget
Unallowable Expenses					
7310 Unallow - Mental Health	0	64,472	72,848	8,376	88.5%
7314 Unallow - Prof Svcs Other	3,073	22,221	11,386	(10,835)	195.2%
7315 Unallow - Dental	500	4,508		(4,508)	0.0%
7316 Unallow - Vision	0	508		(508)	0.0%
7317 Unallow - Medical Equipment	0	1,500	6,000	4,500	25.0%
7318 Unallow - Medical Suppl	0	100		(100)	0.0%
7319 Unallow - Pharmaceuticals	0	67		(67)	0.0%
7320 Unallow - Provider Other	0	992	1,364	372	72.7%
7321 Unallow - Occupancy	0	2,655		(2,655)	0.0%
7337 Unallow - Transportation	2	153		(153)	0.0%
7339 Unallow - Other	1,618	13,944	42,549	28,605	32.8%
Total Unallowable Ex	5,193	111,119	134,147	23,028	82.8%
Other Program Related Expense					
7440 NVP	0	3,179	2,220	(959)	143.2%
7450 Provider Training	1,828	7,733	11,400	3,667	67.8%
7460 Guardianship Expense	1,750	4,904	7,000	2,096	70.1%
Total Other Program Related Expense	3,578	15,817	20,620	4,803	76.7%
Purchase of Service					
7510 P/S Transportation Other	10,900	100,130	113,030	12,900	88.6%
7533 ABACUS Services	17,148	151,380	192,547	41,167	78.6%
7534 Ability in Motion, LLC.	2,683	2,683		(2,683)	0.0%
7535 ALTRA Services	94,492	827,720	1,084,541	256,821	76.3%
7536 Behavior Services of the Rockies			3,848	3,848	0.0%
7537 Bethesda Lutheran Comm	20,491	154,938	137,240	(17,698)	112.9%
7545 Carmel	193	2,276	24,366	22,090	9.3%
7524 Chill, LLC	7,459	26,223		(26,223)	0.0%
7544 Nicol Colicchio, Psy.D	1,006	8,479	18,107	9,628	46.8%
7525 Colorado State University	3,069	22,816	28,204	5,388	80.9%
7540 Community Advantage	10,856	103,994	151,900	47,906	68.5%
7546 Desert Springs, LLC.	1,877	1,877		(1,877)	0.0%
7548 Dungarvin Colo., LLC	1,101	10,217	26,613	16,396	38.4%
7551 Easter Seals	28,470	209,877	255,956	46,079	82.0%
7552 Elderhaus	7,279	49,510	68,608	19,098	72.2%
7554 Imagine!	0	1,818		(1,818)	0.0%
7573 Matthew's Hope	7,013	62,155	79,469	17,314	78.2%
7575 Mosaic	20,260	183,431	378,668	195,237	48.4%
7561 Nick's Hope	12,696	115,397	108,793	(6,604)	106.1%
7562 Otero Corp	162,737	1,491,940	2,067,373	575,433	72.2%
7564 Peak Community Services	30,064	266,836	332,541	65,705	80.2%
7567 Shine, LLC	4,472	14,124		(14,124)	0.0%
7568 Smith St LLC	10,770	89,777	104,613	14,836	85.8%
7569 Spears Respite Services	3,416	3,416		(3,416)	0.0%
7570 Spectrum	1,639	7,427	5,448	(1,979)	136.3%
7574 Stellar Care and Svcs., LLC	600	2,025		(2,025)	0.0%
7572 Support, Inc.	4,124	16,434		(16,434)	0.0%
7578 Trailhead Support Svcs, LLC.	5,308	5,308		(5,308)	0.0%
7580 Tungland Corp	15,655	85,781		(85,781)	0.0%
7590 Host Homes	105,689	925,124	1,164,000	238,876	79.5%
Total Purchase of Service	591,468	4,943,113	6,345,865	1,402,751	77.9%
TOTAL EXPENSES	1,794,755	15,545,456	21,013,838	5,468,382	74.0%
REVENUE OVER (UNDER) EXP	(85,143)	(666,033)	(43,626)	(622,408)	1,526.7%

Executive Director Evaluation 2014

	Operating Board	Foundation Board	MT	PASAs	Professional Partners	Staff		
Leadership and Managerial Qualities								
Provides effective leadership and direction to agency staff			Y			Y		
Performs functions within the scope of responsibility and refers unrelated matters appropriately	Y		Y			Y		
Demonstrates the leadership, initiative and persistence needed to accomplish goals and objectives	Y	Y	Y	Y	Y	Y		
Shows a willingness to try new approaches or methods	Y	Y	Y	Y		Y		
Creates a feeling of unity and enthusiasm among those in contact with him.	Y	Y	Y	Y	Y	Y		
Evaluates programs, practices, policies, procedures and personnel effectively	Y		Y			Y		
Establishes clear vision and direction for organization	Y	Y	Y			Y		
Creates an organizational culture that is needed to carry out the mission, strategic directions and organizational goals	Y							
Uses problem-solving strategies for adapting to uncertainties and complexities	Y	Y	Y	Y		Y		

[illegible]



Calendar of Events: January 2014 – December 2014

January 2014

- Joint Board Social – January 23rd
(This event is geared toward the unity of both the Operating and Foundation Board Members/staff and usually takes place at the home of a Board Member.)

February 2014

- Ft. Collins Service League Luncheon – February 3rd
(A presentation is made to the members of the Service League focusing on a specific program/service area at FGI)
- Wilbur's/Moot House Cognac Dinner – February 5th
(A fundraising event)
- Parent Training – Person Centered Thinking – February 8th
(Training for parents and other interested community members)
- CFNC Nonprofit Networking Event – February 13th
(Training and networking event with CFNC nonprofits and funding groups)
- DD Awareness Day at the Capitol - February 19th
(An annual event at the state capitol in Denver geared toward awareness of the DD community. The event includes observing the State House and/or Senate as the opening Pledge of Allegiance is performed by an individual with DD and is followed by an Alliance lunch and presentation. This is a great opportunity to meet and speak with Colorado Legislators.)
- Fort Collins Chamber of Commerce Annual Meeting – February 20th
(Annual meeting with majority of Chamber members – FGI usually hosts a table inviting some of the companies that employ individuals)
- Parent Training – Person Centered Thinking – February 25th
(Training for parents and other interested community members)
- Big Al's Big Change Jar Fundraiser – all month long

March 2014

- Ft. Collins Service League Luncheon – March 3rd
(A presentation is made to the members of the Service League focusing on a specific program/service area at FGI)
- FGI Annual Meeting – March 3rd
(This event takes place on the first Monday in March at 7:00pm and the March Board meeting is held directly following the Annual Meeting.)
- Parent Training – Guardianship Overview – March 10th
(Training for parents & family members)

- Achieve With Us Film Festival – March 11th
(FGI as a co-sponsor and viewing of FGI video)
- Parent Training – Guardianship Petitions – March 29th
(Training for parents & family members)

April 2014

- Flying Pigs Charity 5K Run/Walk Fundraiser – April 6th
(Proceeds from this event go to Foothills Gateway's Family Support Services program and typically takes place on a Sunday morning in April. Breakfast is served after the run/walk. The cost for the event is typically \$25-\$30.)
- Loveland Service League's Taste of Loveland – April 24th
(This is a local event that takes place in Loveland (typically at the Embassy Suites), proceeds benefit Foothills Gateway, Inc. and the Namaqua Center. Cost is typically \$35-\$40 to attend.)
- Fort Collins Service League's Kitchen Kaper Home Tour – April 24th and 25th
(This is a local event that takes place in the Fort Collins area (at various homes for tour), proceeds benefit Foothills Gateway, Inc. Cost is typically \$30-\$50 to attend.)

May 2014

- CFNC Celebration of Philanthropy – May 15th
(Annual CFNC meeting with large contingency of community donors & leaders– FGI hosts a table with staff/board members)
- Loveland Foothills Service League's Ice Cream Social – May 21st
(Party for individuals in adult day programs)
- Loveland Foothills Service League's Spring Dinner – May 29th
(Annual dinner and check presentation to FGI management & April)

June 2014

- Race Across the West – June 10-13th
(New fundraising event – pledges are made on Endurance Bike Race rider, Dave Disney's 860 mile race from CA to CO)
- Staff In-service Day – June 13th
- United Way's State of the Community luncheon – June 26, 2014
(This is an annual event with a large contingency of community donors & leaders - FGI typically sponsors a table with staff/board members)
- Foothills Foundation's Shanks for the Memories Golf Tournament – June 27th
(This is an annual event that typically takes place at Pelican Lakes Golf Course, proceeds benefit Foothills Foundation. The cost for this event is typically \$125 per person or \$500 per team of 4.)

July 2014

- Foothills Foundation's Amazing Chase – July 25th
(This new fundraiser will be sponsored by the Foothills Gateway Foundation and will include teams "racing" around town to various businesses to compete in challenges. Teams will pay to participate and businesses will pay to be part of the competition. The finish line may be at FGI.)

August 2014

- Foothills Gateway Open Golf Tournament – August 18th
(This event is sponsored by the Foundation and is held at the Fort Collins Country Club. The cost for the event is \$200 per player or \$1,000 per foursome.)

September 2014

- Person First Festival – September 13th (Potential)
(Festival co-sponsored with Disabled Resource Center & possibly other organizations to bring awareness of disability issues)

October 2014

- Legislative Breakfast Forum – TBD (October 2nd?)
(Co-hosted with Touchstone Health Partners and ARC of Larimer County, this event takes place at Foothills Gateway and usually has about 125 – 150 attendees.)
- Foothills Foundation's Bonanza Auction Dinner Fundraiser – October 10th
(This is an annual event that typically takes place at the Fort Collins Hilton, proceeds benefit Foothills Foundation. The cost for this event is typically \$60 to attend.)
- Staff Appreciation Dinner at Foothills Gateway – October 21st (tentative)
(This is an annual event to show appreciation to all FGI staff and recognize staff who have achieved milestones. This event typically takes place in the FGI gymnasium.)
- Make a Difference Week – TBD
(This is a week of volunteering in which citizens from around our community volunteer at various FGI sites during the week to complete community service projects.)

December 2014

- Tree for All – TBD
(This fundraising event is sponsored by the Foothills Service League and will feature a fashion show as well as a tree auction. The event will take place at the Fountains Event Center in Loveland.)
- Holiday Gift Shop - TBD
(This event is put on by the Fort Collins Service League and allows clients to choose two gifts to give to family/friends during the holidays. Board Members are invited to attend and help clients shop. This event typically takes place in the FGI gymnasium.)


- Holiday Concert - TBD
(New Horizon's Band comes to FGI and plays sounds of the season for all to enjoy.)
- Staff and Board Holiday Breakfast - TBD
(This event is a fun gathering for staff and Board Members to come together before holiday break. This event typically takes place in the FGI gymnasium the morning of FGI's last work day before break.)

* In addition to the above events, FGI also hosts a **monthly luncheon** to provide information to interested community members. These luncheons are scheduled for the second Thursday of each month from 11:30am-1:00pm.

Events Not Yet Scheduled:

- Joint Board Retreat
(This is an annual event where members of both boards attend this retreat to collaborate efforts.)
- Foothills Night Out
(This is a local event is sponsored by the Foothills Service League that takes place in Loveland (typically at the Rialto), proceeds benefit Foothills Gateway, Inc. and the Namaqua Center. Cost is typically \$45 to attend.)

Updated 4/2/2014



FOOTHILLS

Taste of Loveland

A WINE AND FOOD EXPERIENCE

PRESENTED BY

FOOTHILLS



SERVICE LEAGUE

House of Spirits and
Thompson Valley Liquor

Thurs. Apr. 24, 2014 - 6pm - 9pm

THE ROCKY MOUNTAIN CENTER FOR INNOVATION and TECHNOLOGY
LOWER LEVEL - BUILDING C - 815 SW 14TH STREET, LOVELAND, CO.
** FORMER HP/AGILENT COMPLEX @ TAFT AVE. AND 14TH ST. **


TICKETS NOW AVAILABLE

Visit FoothillsServiceLeague.org or call (970) 541-0716

RESERVED SEATING \$50 and GENERAL ADMISSION \$40

SPONSORED BY:

Rocky Mountain Center for Innovation and
Technology, The City of Loveland, The WBO
Co., Robin Event Rental, Kodak Alaris, Mueller &
Associates, Mercedes-Benz of Loveland, Home
State Bank, Coffey Engineering & Surveying,
Rowes Flowers, Kroll Factual Data, Connell
Resources, 1st Bank, Tovaas Technologies,
Layman Lewis Financial Group



2014 Kitchen Kaper Home Tour

April 24 & 25th

Join us for this annual event to tour five of our community's most unique and beautiful homes.

April 24: Home Tour runs from 2:30 to 5:30 p.m. Then head to the Fort Collins Country Club, 1920 Country Club Rd., Fort Collins for a wonderful dinner and silent auction beginning at 6:00 p.m. Tickets for this preview event are \$60.00. Please call 225-2897 to reserve your spot.

April 25: Home Tour runs from 10:00 a.m. to 4:00 p.m. Tickets are \$30.00 and can be purchased at Palmer Flowers, The Cupboard, Outpost Sunsport, or at the door of any of the homes during tour times.

For more information on tickets, go to the Fort Collins Service League Facebook page or call 225-2897.

Homes on the Tour (all located in Fort Collins)

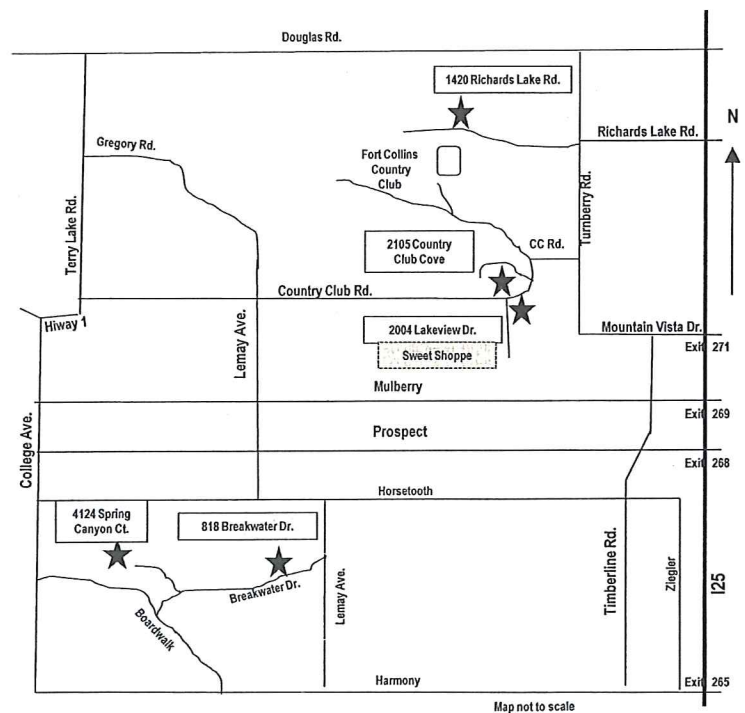
Scott and Nancy Baker
2004 Lakeview Drive
Gourmet kitchen, art and artifacts from travels around the world.

Brian and Monica Burck
1420 Richards Lake Road
Artifacts and artwork from around the world.

Thomas and Marie Livingston
4124 Spring Canyon Court
Home designed by Tom, many artifacts from their travels and a great treehouse built by Tom in the backyard.

Jane Sullivan
2105 Country Club Cove
Remodeled kitchen, tons of glass artwork, some pieces made by Jane Contemporary design.

Frans Westenbrink and Petra A. van Wingerden
818 Breakwater Drive
Newly remodeled home, beautiful views of Warren Lake, European style interior.

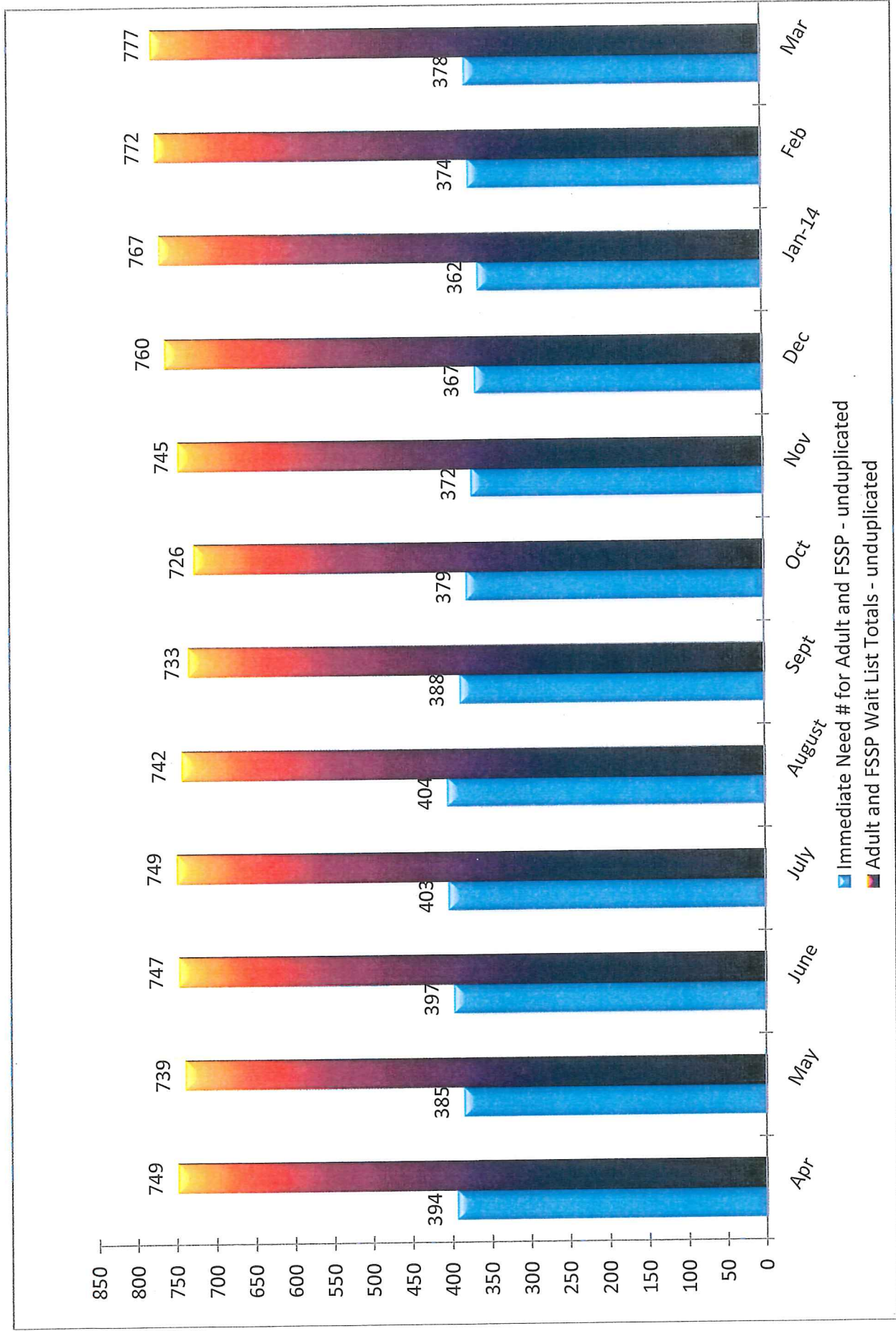


Pictures above of kitchen is a stock photo. Homes are actual homes on the tour.

FOOTHILLS EWEY, INC

MARCH 2014

WAITING LIST REPORT



Adult Waiting List Data

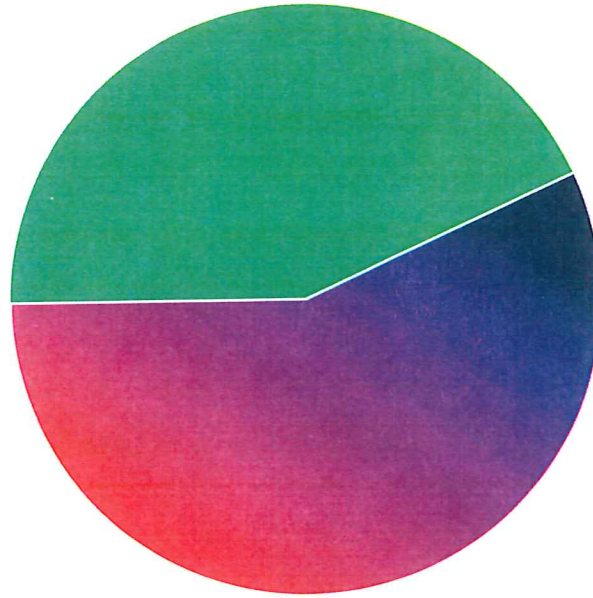
Effective

March 31, 2014

Total # on Adult Waiting List

546 **

Total # needing services immediately	236
Total # not needing services immediately	310



■ Total # needing services immediately
■ Total # not needing services immediately

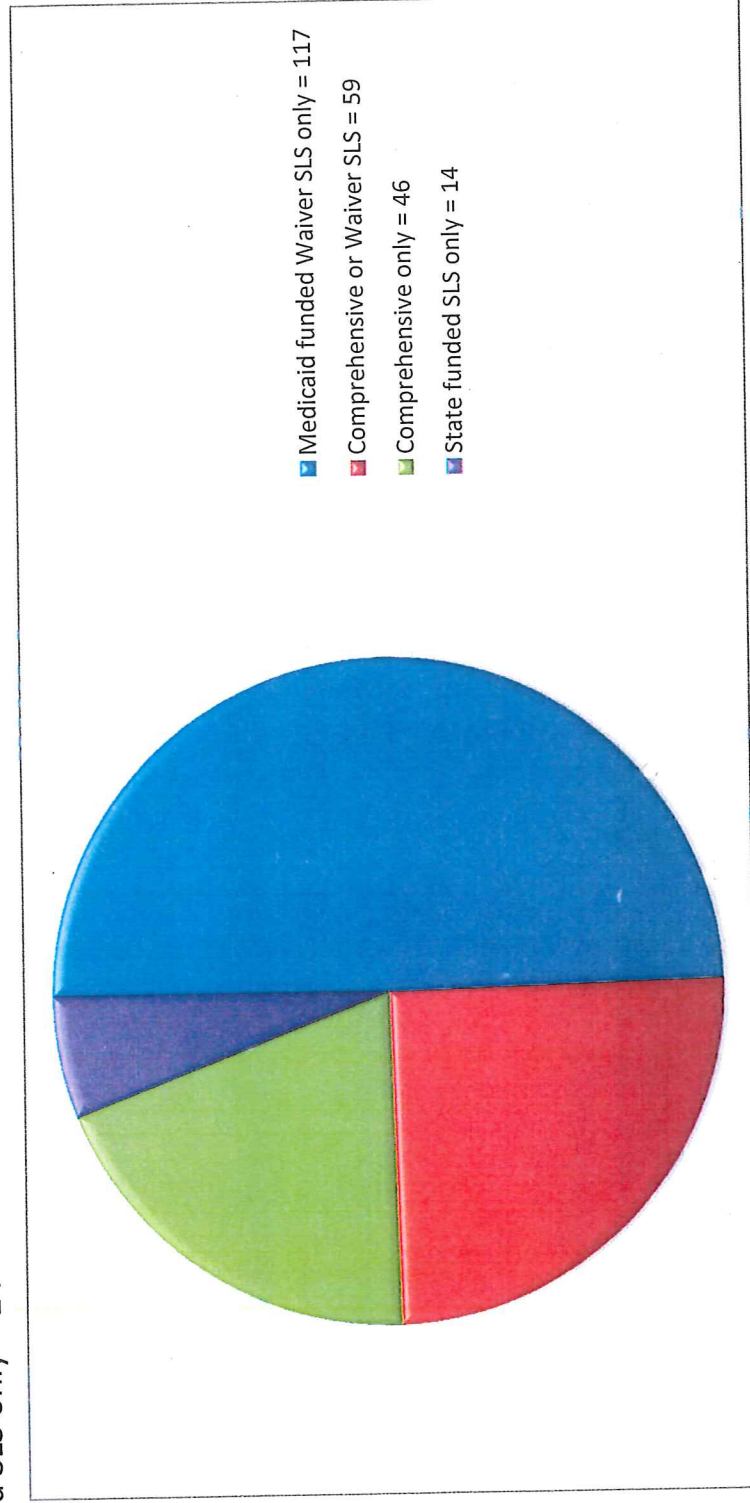
****this number includes all adults (age 14 and older) waiting for Comprehensive services, Medicaid funded Supported Living Services (SLS) and State funded Supported Living Services(SSLs)****

Waiting List Data
Effective
March 31, 2014

Immediate Need, or wanting services

As Soon As Available = 236 total *

Medicaid funded Waiver SLS only = 117	117
Comprehensive or Waiver SLS = 59	59
Comprehensive only = 46	46
State funded SLS only = 14	14



*(70 of these individuals are age 18-21, receiving school services)

Waiting List data Effective March 31, 2014

Non-Immediate Need = 310

Safety Net = 202	202
school aged kids receiving school services = 73	73
residing out of state = 21	21
receiving Children's Waiver services = 7	7
Foster Care (out of home placement through Child Welfare Services) = 7	7

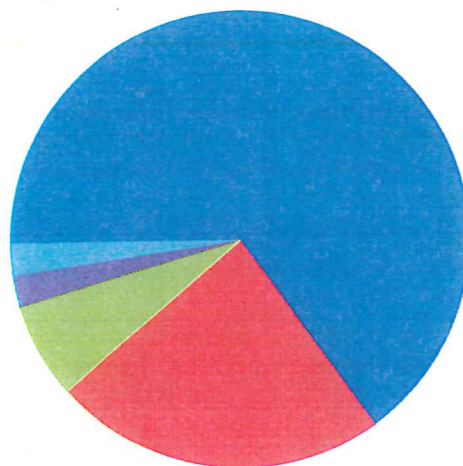
■ Safety Net = 202

■ school aged kids receiving school services = 73

■ residing out of state = 21

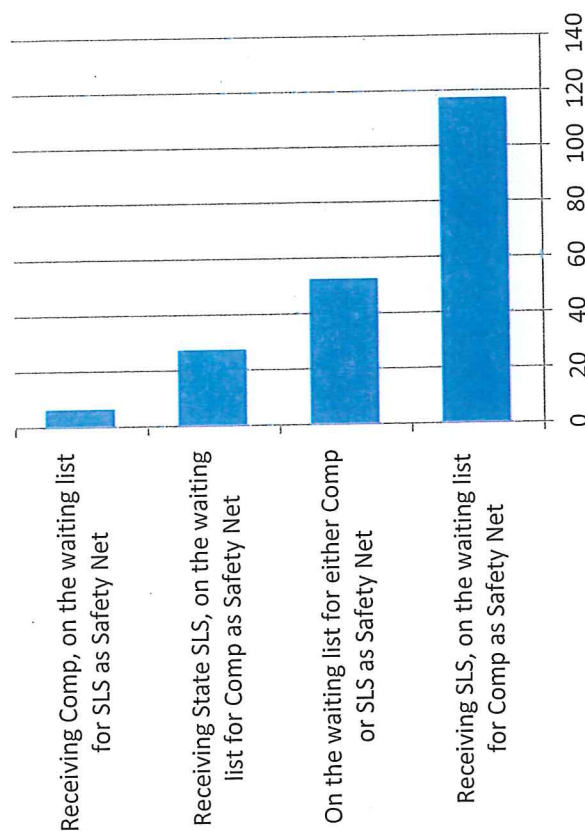
■ receiving Children's Waiver services = 7

■ Foster Care (out of home placement through Child Welfare Services) = 7



<u>Non-Immediate Need Safety Net break down</u>	<u>202</u>
Receiving SLS, on the waiting list for Comp as Safety Net	117
On the waiting list for either Comp or SLS as Safety Net	52
Receiving State SLS, on the waiting list for Comp as Safety Net	27
Receiving Comp, on the waiting list for SLS as Safety Net	6

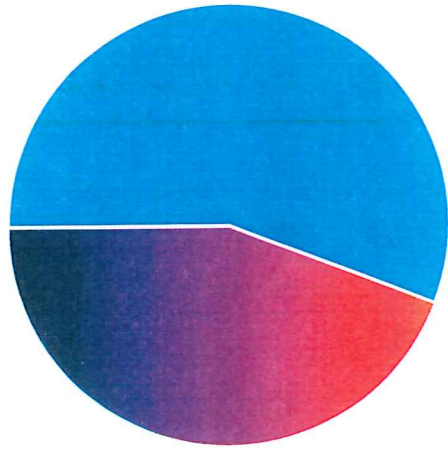
Safety Net - the individual does not want or need the service currently but will if current supports are lost or otherwise change, e.g., loss of primary caretaker, change in medical status.



Family Support and Services Program (FSSP) waiting list data Effective March 31, 2014

Total # on Family Support and Services Program (FSSP) Waiting List

Total number FSSP immediate need, or As Soon As Available = 166	297
Total number FSSP non -immediate need, or safety net = 131	131



Additional Information

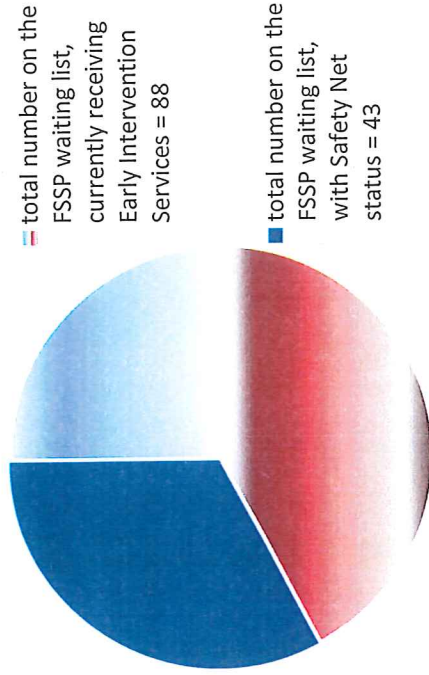
Total Number of individuals age 14 and older waiting for both FSSP and Adult services = 66 (captured in the Adult list unduplicated total #)
 Immediate need for FSSP = 46
 Non-Immediate need for FSSP, Safety Net status = 20

Of the 66 individuals on both waiting lists, 24 are captured as Immediate Need on the Adult Waiting List, therefore making the unduplicated FSSP Immediate Need total 142

FSSP non-immediate need break down

total number on the FSSP waiting list, currently receiving Early Intervention Services = 88	88
total number on the FSSP waiting list, with Safety Net status = 43	43

****Safety Net - the individual does not want or need the service currently but will if current supports are lost or otherwise change, e.g., loss of primary caretaker, change in medical status. *****



****3 individuals are Safety Net on FSSP list due to being in Foster Care****

WAITING LIST BOARD REPORT
Fiscal Year 2013-2014 – Third Quarter
Effective March 31, 2014

CHILDREN'S HCBS WAIVER (CHILDREN'S HCBS)

What is the primary purpose of this waiver?

To provide Medicaid benefits in the home or community for disabled children who would otherwise be ineligible for Medicaid due to excess parental income and/or resources
Children must be at risk of nursing facility or hospital placement.

What ages are served?

Birth through age 17

Who is served?

Disabled children in the home at risk of nursing facility or hospital placement.

What is the active enrollment cap on the program?

1,106 children statewide

What is the primary purpose of this waiver?

To provide Medicaid benefits in the home or community for children with a medical diagnosis of Autism who are most in need due to the severity of their disability.
Children must meet additional targeted criteria.

Who is served?

Children medically diagnosed with Autism with intensive behavioral needs that are at risk of institutionalization

What ages are served?

Birth through age 5

Who is served?

Children medically diagnosed with Autism with intensive behavioral needs that are at risk of institutionalization

What is the active enrollment cap on the program?

75 children statewide

What is the primary purpose of this waiver?

To provide Medicaid benefits in the home or community for children with developmental disabilities or delays, that are most in need due to the severity of their disability.
Children must meet additional targeted criteria.

What ages are served?

Birth through age 17

Who is served?

Children with intensive behavioral or medical needs who are at risk of institutionalization.
Children, birth through age 4, must have a developmental delay. Children, 5 through 17, must have a developmental disability.

What is the active enrollment cap on the program?

375 children statewide

CURRENT C-HCBS ENROLLMENT FIGURES AT FOOTHILLS GATEWAY

Number of Children enrolled in program - 66

Number of Children on the waiting list - 6

HCBS – CHILDREN WITH AUTISM WAIVER (HCBS-CWA)*

CURRENT HCBS-CWA ENROLLMENT FIGURES AT FOOTHILLS GATEWAY

Number of Children enrolled in program - 3

Number of Children on the waiting list - 21

CHILDREN'S EXTENSIVE SUPPORT WAIVER (HCBS-CES)

CURRENT HCBS-CES ENROLLMENT FIGURES AT FOOTHILLS GATEWAY

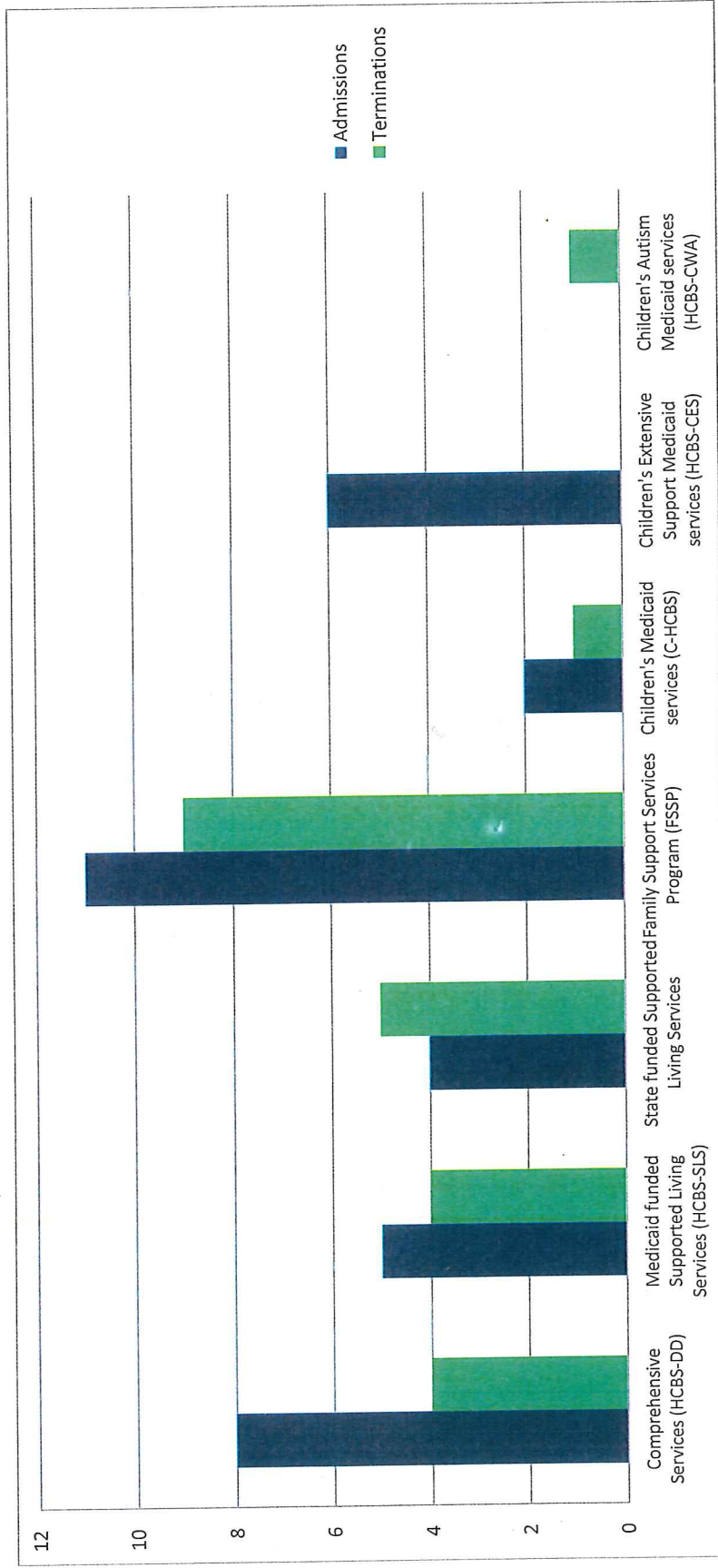
Number of Children enrolled in program at Foothills Gateway - 36

Number of Children on the waiting list for HCBS-CES - 10

Fiscal Year 3-2014
Third Quarter (Jan-Mar 2014)
Admissions and Terminations

Admissions Terminations

Comprehensive Services (HCBS-DD) 8 4
 Medicaid funded Supported Living Services (HCBS-SLS) 5 4
 State funded Supported Living Services 4 5
 Family Support Services Program (FSSP) 11 9
 Children's Medicaid services (C-HCBS) 2 1
 Children's Extensive Support Medicaid services (HCBS-CES) 6 0
 Children's Autism Medicaid services (HCBS-CWA) 0 1



DCSS Contract Work Quarterly Report
January–March 2014

*New Vendors

<u>Company</u>	<u>Job Description</u>
Accent Branding Solutions	Bindery
Advertising Development Specialists	Packaging
Alpha Gold	Bindery/Mailer
Alphagraphics	Assembly
American Educational Products (AMEP)	Assembly
Aspen Club	Packaging
Bones du Jour	Packaging
Color Pro	Bindery/Boxes
Community Foundation	Bindery
Connective Systems	Assembly
Coyote Camp	Packaging
Crider and Company Ltd.	Packaging
Culinary Adventure	Bindery
Dive Rescue	Bindery
Flowers for God	Assembly
Foothills Gateway, Inc.	Bindery/Newsletter
Foothills Gateway, Inc. – ACS	Bindery/Newsletter
Foothills Gateway, Inc. – EI	Mailer
Foothills Gateway, Inc. – Foundation	Bindery
Foothills Gateway, Inc. – FSSP	Bindery/Newsletter
Foothills Gateway, Inc. – Human Resources	Bindery/Inserts/Newsletter
Foothills Gateway, Inc. – Public Relations	Bindery/Mailer
Foothills Gateway, Inc. – Transportation	Bindery/Newsletter
Fort Collins Family Eye Care	Bindery
Fort Collins Board of Realtors	Bindery/Mailer
Fort Collins Children's Theatre	Bindery
Fort Collins Service League	Bindery
FullPro	Packaging
Heska	Assembly
Jorgensen Lab	Packaging
Maust Graphics	Bindery
Non-Practicing and Part Time Nurses Association	Bindery/Mailer
Norlarco Credit Union	Bindery
Odell Brewing	Packaging
Otterbox	Assembly
Pins and Fins	Assembly
Poudre Valley REA	Bindery
Power Line Sentry	Assembly
Pretty Brainy	Packaging
Ram Waste	Bindery/Mailer
Ride Kick	Packaging
Rocky Mountain Orchard	Packaging

Sackits
Sensitively Yours
Shadow Cliff
SMI Creations
US Forest Service
United Mailing
Walker Manufacturing
Waste Management
Wild West Munchies
World by the Tail
Your True Nature

Packaging
Packaging
Mailer
Assembly
Packaging
Bindery
Packaging
Assembly
Packaging
Assembly
Packaging

***Volunteer Opportunities and Locations**

Work Services (WS); Community Skills Development Program (CSDP); Personal, Social and Community Services (PSCS)

Company

ARC – Fort Collins/Loveland

Food Bank – Fort Collins

Community Kitchen – Loveland

Habitat for Humanity – Loveland
American Red Cross

American Baptist Church

Salvation Army

Matthew's House

Meals on Wheels – Fort Collins/Loveland

Volunteers of America-Frozen Meal Delivery

Goodwill Industries – Fort Collins
The Gardens on Spring Creek – Fort Collins

Everyday Joe's

High Plains Environment Center

Job Description

Sort books in the 'book nook'
Remove colored tags off racks,
straighten store, sort toy shelves,
hang plastic bags on the hooks and
clear/organize the shelves
Label tins for allergy information, date
food, organize canned foods
Pick up donations from Starbuck's
and take to Community Kitchen, sort
and prepare to be served, make
snack bags
Sort books/clothing
Recycle, pick-up and take to the land-
fill
Pick up donations from Whole Foods
and take to the Salvation Army
Pick up donations from Red Lobster,
Olive Garden, Lamar's Donuts, and
Starbuck's and take to Salvation Army
Recycle, wipe down counters, sweep
and empty trash
Deliver meals to home bound
individuals
Deliver meals to home bound
individuals
Organize hangers, hang-up clothing
Cleaning and organizing
potting/planting area
Cleaning, filling water jugs, various
tasks as needed
Trail beautification

Adopt A Natural Area
Fort Collins Natural Areas Development
Magpie Meander Natural Area
Aveda Salon

Trail beautification
Trail beautification
Trail beautification
Recycling

Supported Employment Commercial Cleaning

Timnath Presbyterian Church
LaPorte Presbyterian Church
General Services Administration
Mosaic

Supported Employment Diversified Career Services

Company

Pizza Hut – Loveland
Colorado State University

SAM's Wholesale Club – FC
Kohl's FC
 Loveland
Red Robin – Fort Collins
Gib's Bagels - Lemay
 - Shields
Walrus Ice Cream Shop
Trailhead Tavern
Albertson's – Loveland
 - FC
Cinemark Cinemas
Applebee's – FC
McDonald's - E. Mulberry; **W. Elizabeth**
Johnny Carino's
Whole Foods
Palmer Flowers
Austin's American Grill
PetCo
Nita Crisp Crackers
1st Bank - S. College and Lemay
Buffalo Wild Wings
C.B. and Potts - Elizabeth
Fiona's Delicatessen and Catering
Safeway – Estes Park
Earle's Loveland Floral
Big Deal Tire
Dellenbach Motors
Panera Bread Co. – Loveland
MacKenzie Place

Individual Job Sites

Box Assembler
Moby Gym (2)
Lory Student Center (1)
Customer Assistance/Maint.
Maintenance
Dock Assistant
Food Prep/Dining Room Attendant (2)
Dining Area Attendant
Dining Area Attendant
Maintenance
Maintenance
Courtesy Clerk
Courtesy Clerk (2)
Ticket taker
Greeter
Lobby Attendant (2)
Silver Roller
Cart Attendant (2)
Floral Assistant
Maintenance
Associate
Packagers (11)
Hospitality
Kitchen Prep
Food Portioning
Dishwasher
Courtesy Clerk
Floral Asst.
Associate
Car Detailer
Dining Room Attendant
Dishwasher

Transfort/City of Fort Collins
Jax – Loveland
ARC – Fort Collins
ARC – Loveland
Northern Colorado Rehab Hospital
Wing Shack
Hallmark
Ensign Power Systems
Rockywoods Outdoor Fabric
Rollins Landscaping
Bones du Jour
Once Again Thrift
Marco's Pizza
Home Depot – Fort Collins/JFK Pkwy
Home Depot – Fort Collins/Magnolia
Aspen Grove Vet Clinic
Carl's Jr. – Loveland
Fazolis
Albert Pit BBQ
Silver Grill
Chick Fil A - Loveland
City of Loveland – Library
Child Advocacy Center
Fort Collins Brewery
Wendy's – Loveland
Culver's
High Country Beverage
Wilbur's Total Beverage
Goodwill Thrift Store
Columbine Health Systems

Ride Checker
Merchandising Associate
Merchandising Associate (2)
Greeter
Dietary Aide
Kitchen Prep/Cleaning
Associate/Stocker
Groundskeeper
Prep/Assembly
Maintenance
Kitchen Asst.
Merchandising Associate
Kitchen Prep/Cleaning
Associate (2)
Associate (1)
Groundskeeper/Janitor
Lobby Attendant (2)
Janitorial/Lobby
Kitchen Prep
Dining Room Attendant
Lobby Attendant
Library Page
Groundskeeper/Janitor
Warehouse/Packing
Dining Room Attendant
Dining Room Attendant
Warehouse Assistant
Associate
Associate
Laundry Assistant