



*We believe in a life of opportunity, of choice, and of dignity
for every individual, regardless of age or ability.*

*The Mission of Foothills Gateway, Inc. is to advocate for and empower
individuals with disabilities to lead lives of their choice.*

**Board of Director's
Agenda
April 19, 2016
7:00 pm**

MEETING CALLED TO ORDER

Open Forum-Please limit presentations to 10 minutes

PRESENTATION

SLS Case Management – Pat Carney

CONSENT AGENDA

Approval of Annual Meeting Minutes – March 7, 2016

Approval of Board Meeting Minutes – March 7, 2016

Agency Calendar for FY 16-17

FINANCIAL REPORT

OLD BUSINESS

NEW BUSINESS

Board member contact emails

COMMITTEE REPORTS

Executive Committee

Fiscal and Property Committee

Legislative Affairs Committee

Joint Resource Committee

EXECUTIVE SESSION

Discussion of legal and personnel issues

ADJOURNMENT

FOOTHILLS GATEWAY, INC.

Preliminary Financial Reports for the 9 months ending March 31, 2016

MONTHLY FINANCIAL HIGHLIGHTS

- * Revenues are 1.3% under YTD Budget
- * Expenses are 4.3% under YTD Budget
- * Net Loss is \$543,024 less than YTD Budgeted Net Loss

Financial Status	at June 30, 2015	at March 31, 2016	Incr (Decr)
Total Assets	\$12,238,121	\$11,512,896	(\$725,225)
Total Liabilities	\$1,883,591	\$1,663,967	(\$219,624)
Net Assets (Fund Balances)	\$10,354,530	\$9,848,929	(\$505,601)
Working Capital	\$5,837,482	\$5,452,936	(\$384,546)

Current Year Financial Performance at 9 months / 75.0% of annual revenue and expense

	Actual Year to Date	YTD Budget	% Actual to YTD Budget	Annual Budget	% Actual to Annual Budget
Revenues					
State/Medicaid Funds	\$14,497,706	\$14,579,772	99.4%	\$19,104,420	75.9%
Vocational Income	271,035	275,454	98.4%	367,272	73.8%
Public Support	200,846	183,290	109.6%	241,720	83.1%
Larimer County Mill Levy	1,530,816	1,551,581	98.7%	3,727,660	41.1%
Other	304,716	444,173	68.6%	590,980	51.6%
Total Revenue	\$16,805,119	\$17,034,270	98.7%	\$24,032,052	69.9%
Expenses					
Salaries, Taxes & Benefits - Staff	\$7,434,155	\$7,801,202	95.3%	\$10,455,100	71.1%
Salaries, Taxes & Ben - Individuals in Svcs	211,008	202,275	104.3%	269,700	78.2%
Vocational/Contract Supplies	27,509	31,932	86.1%	42,576	64.6%
Supplies, Equipment & Building Expense	706,049	826,558	85.4%	1,043,392	67.7%
Vehicle Expense	314,436	370,648	84.8%	496,127	63.4%
Program Related Expense	1,688,948	2,023,793	83.5%	2,535,451	66.6%
Purchase of Service	6,695,125	6,531,808	102.5%	8,744,747	76.6%
Other	233,490	294,679	79.2%	432,394	54.0%
Total Expenses	\$17,310,720	\$18,082,895	95.7%	\$24,019,487	72.1%
Revenue Over (Under) Expense	(\$505,601)	(\$1,048,625)	48.2%	\$12,565	-4023.9%
Less: Other Capital Expenditures	-165,399	-75,100	220.2%	-94,631	174.8%
Less: (Purch)/Sell Long Term Invstmts	44,182	0	0.0%	0	0.0%
Plus: Non-Cash Expenses	242,272	245,020	98.9%	281,647	86.0%
Change in Working Capital	(\$384,546)	(\$878,705)	43.8%	\$199,581	-192.7%

Foothills Gateway
Statement of Financial Condition
 Thursday, March 31, 2016
 Unaudited

ASSETS

Current Assets	
Cash	\$1,247,790.29
Certificates of deposit	
Investments - Short Term	3,047,230.79
Sub Total Cash & Equivalents	<u>4,295,021.08</u>
Receivables	
Fees and grants from governmental agencies	2,598,359.24
Vocational contracts	38,163.75
Other	96,980.47
Sub Total Receivables	<u>2,733,503.46</u>
Inventory	797.39
Prepaid expense and other	87,581.35
Total Current Assets	<u>7,116,903.28</u>
Other Investments	2,430,898.06
Land, Building & Equipment, net	<u>1,965,094.73</u>
Total Assets	<u>11,512,896.07</u>

LIABILITIES AND NET ASSETS

Current Liabilities	
Accounts Payable and Accrued Expense	1,474,509.66
Current portion of Long-Term Debt	
Deferred Revenue	189,457.27
Total Current Liabilities	<u>1,663,966.93</u>
Long Term Debt	
Notes Payable (less current portion)	
Total Liabilities	<u>1,663,966.93</u>

NET ASSETS (FUND BALANCES)

Unrestricted Funds	
Designated Memorial Funds	169,271.29
Capital Repair & Replacement	100,000.00
Net Investment in Land, Bldg & Equipment	1,965,094.73
Undesignated	7,489,808.21
Total Unrestricted Funds	<u>9,724,174.23</u>
Temporarily Restricted Funds	<u>124,754.91</u>
Total Net Assets (Fund Balances)	<u>9,848,929.14</u>
Total Liabilities and Fund Balances	<u>11,512,896.07</u>

Foothills Gateway, Inc.
Fund Detail
March 31, 2016

BOARD DESIGNATED:

Cash in Bank	169,271.29
	<u>169,271.29</u>

FUND BALANCES:

Memorial Fund	169,271.29
<i>Total</i>	<u>169,271.29</u>

Foothills Gateway, Inc.
Fund Detail
March 31, 2016

DONOR DESIGNATED:

Cash in Bank	142,417.63
Accounts Payable	(17,662.77)
Total	<u>124,754.86</u>

FUND BALANCES:

Miscellaneous Restricted Donations		98,768.11
Applebee - Staff Training	1,000.00	
Applebee - Indiv & Family Needs	2,933.20	
Applebee - ACS Scholarship	3,000.00	
CMS - ACS House Repairs	2,525.87	
Comm Found - Boone - Supported Employment	1,000.00	
FGI Foundation - Children and Family Needs	8,250.00	
FGI Foundation - Adult Consumer Needs	8,250.00	
CLCI / United Way - Adult Respite	16,050.21	
CLCI / United Way - ACS Hse Respite Scholarships	6,862.09	
Hair Farmers Contest - Individual's Hygeine	785.70	
CMS - Residential House Repairs	2,254.63	
Wynens - Sensory Integration Party	50.00	
D. Precht - Residential Holiday Fund	100.00	
FSS - Donations (not council)	7,135.00	
FSS - Prior years fundraisers	29,449.54	
FSS - Flying Pig 5k Run/Walk Current Year	9,121.87	
Foothills Service League		235.26
Residential Holiday Fund	235.26	
Fort Collins Service League		25,751.49
Adult Care Services - House Repairs	3,784.46	
ACS House Scholarships	3,556.97	
PCT Training	9,000.00	
Parent Training	2,500.00	
Discretionary	1,000.00	
Supported Employment	2,411.37	
Sensory Integration	1,076.90	
C/M - Guardianship	1,516.91	
Children/Family Needs	904.88	
Total		<u>124,754.86</u>

July 2016 – June 2017
Agency Calendar & Scheduled Closings

JULY 2016

S	M	T	W	Th	F	S
					1	2
3	4	5	6	7	8	9
10	11	12	13	14	15	16
17	18	19	20	21	22	23
24	25	26	27	28	29	30
31						

Hours of Operation:
8:00am – 4:30pm
Monday – Friday

24 Hour
Accessible Number:
(970) 226-2345

AUGUST 2016

S	M	T	W	Th	F	S
	2	3	4	5	6	
7	8	9	10	11	12	13
14	15	16	17	18	19	20
21	22	23	24	25	26	27
28	29	30	31			

SEPTEMBER 2016

S	M	T	W	Th	F	S
				1	2	3
4	5	6	7	8	9	10
11	12	13	14	15	16	17
18	19	20	21	22	23	24
25	26	27	28	29	30	

Building Closed 2016

July 4 – Independence Day
August 1 – Colorado Day
September 5 – Labor Day
October 14 – Fall Intermission
November 24 & 25 – Thanksgiving
December 23-30 – Holiday Break

OCTOBER 2016

S	M	T	W	Th	F	S
						1
2	3	4	5	6	7	8
9	10	11	12	13	14	15
16	17	18	19	20	21	22
23	24	25	26	27	28	29
30	31					

NOVEMBER 2016

S	M	T	W	Th	F	S
		1	2	3	4	5
6	7	8	9	10	11	12
13	14	15	16	17	18	19
20	21	22	23	24	25	26
27	28	29	30			

Building Closed 2017

January 2&3 – New Years Day
January 16 – Martin Luther King Day
February 20 – President's Day
March 13-17 – Spring Break
April 7 – Spring Intermission
May 29 – Memorial Day
June 23 – Staff Inservice Day

DECEMBER 2016

S	M	T	W	Th	F	S
					1	2
3	4	5	6	7	8	9
10	11	12	13	14	15	16
17	18	19	20	21	22	23
24	25	26	27	28	29	30
31						

JANUARY 2017

S	M	T	W	Th	F	S
1	2	3	4	5	6	7
8	9	10	11	12	13	14
15	16	17	18	19	20	21
22	23	24	25	26	27	28
29	30	31				

Board Meetings 2016

July 19
August 16
September 20
October 18
November 15
December 20 *(tentative)

FEBRUARY 2017

S	M	T	W	Th	F	S
						1
			2	3	4	
5	6	7	8	9	10	11
12	13	14	15	16	17	18
19	20	21	22	23	24	25
26	27	28				

MARCH 2017

S	M	T	W	Th	F	S
			1	2	3	4
5	6	7	8	9	10	11
12	13	14	15	16	17	18
19	20	21	22	23	24	25
26	27	28	29	30	31	

Board Meetings 2017




January 17
February 21
March 6 - Annual Meeting
April 18
May 16
June 20

APRIL 2017

S	M	T	W	Th	F	S
						1
2	3	4	5	6	7	8
9	10	11	12	13	14	15
16	17	18	19	20	21	22
23	24	25	26	27	28	29
30						

MAY 2017

S	M	T	W	Th	F	S
						1
			2	3	4	5
6	7	8	9	10	11	12
13	14	15	16	17	18	19
20	21	22	23	24	25	26
27	28	29	30	31		

-  = Board Meetings
-  = Staff Inservice
-  = Building Closed

JUNE 2017

S	M	T	W	Th	F	S
						1
						2
						3
4	5	6	7	8	9	10
11	12	13	14	15	16	17
18	19	20	21	22	23	24
25	26	27	28	29	30	



COLORADO

Department of Health Care
Policy & Financing

Community Living Office
1570 Grant Street
Denver, CO 80203

To: All Stakeholders

From: Brittani Trujillo, Case Management Services Coordinator

Date: April 13, 2016

Subject: COMMUNICATION BRIEF
Announce statewide Community Engagement meetings about the plan for changes regarding Case Management in Colorado

Purpose:

To invite all stakeholders to participate in upcoming Community Engagement meetings to hear about and provide feedback regarding the draft plan for Conflict Free Case Management in Colorado.

Background:

The Colorado General Assembly passed House Bill 15-1318, requiring the Colorado Department of Health Care Policy and Financing (Department) to develop a plan for implementation of Conflict Case Management for individuals receiving services through a Home and Community Based Services waiver. This plan must be submitted to the Colorado General Assembly by July 1, 2016. This legislation requires the Department to obtain input from Community Centered Boards, Single Entry Point agencies, and other stakeholders in order to develop the plan.

In March 2015 the Department facilitated 15 Town Hall meetings with individuals receiving services, families, guardians, advocates, providers, and other stakeholders to receive feedback and input for the development of the plan. The feedback gathered during these meetings was considered in the development of the plan.

Information:

The Department, in collaboration with Navigant Consulting, Inc., is facilitating four regional Community Engagement meetings and one statewide webinar to obtain stakeholder input on the draft implementation plan. These meetings are open to all stakeholders. See the attached schedule for locations, times, and dates of the meetings. The passcode for the statewide webinar is included with the attachment.

Prior to the first meeting, the Department will send additional communication with the draft plan so stakeholders have time to review prior to the meetings. Please also visit the Department's [website for Conflict Free Case Management](#) for additional information, ways to provide feedback, and all meeting materials.



Division for Intellectual and Developmental Disabilities
Statewide Regional Community Engagement Meeting Schedule

The Plan for Conflict Free Case Management
Meeting for All Stakeholders

City/Meeting Type	Date	Meeting Time	Location	Address
Pueblo	Monday, April 25, 2016	2:00pm-4:00pm	Rawlings Library Special Event Conference Room	100 E. Abriendo Ave. Pueblo, CO 81004
Greeley	Tuesday, April 26, 2016	1:00pm-3:00pm	Island Grove Event Center Conference Room	421 N. 15th Ave. Greeley, CO 80631 Teleconference: 1-866-227-0006; Conference Code: 312 563 0634 https://insidenci.webex.com/insidenci/j.php?MTID=m2a8d54c0056978035e138efb3355abca Meeting Number: 592 510 108
Statewide Webinar	Tuesday, April 26, 2016	6:00pm-8:00pm	Webinar	
Denver	Wednesday, April 27, 2016	2:00pm-4:00pm	Ft. Logan Auditorium	3520 W. Oxford Ave. Denver, CO 80236
Glenwood Springs	Thursday, April 28, 2016	3:00pm-5:00pm	The Hotel Colorado Devereux Ballroom	526 Pine St. Glenwood Springs, CO 81601



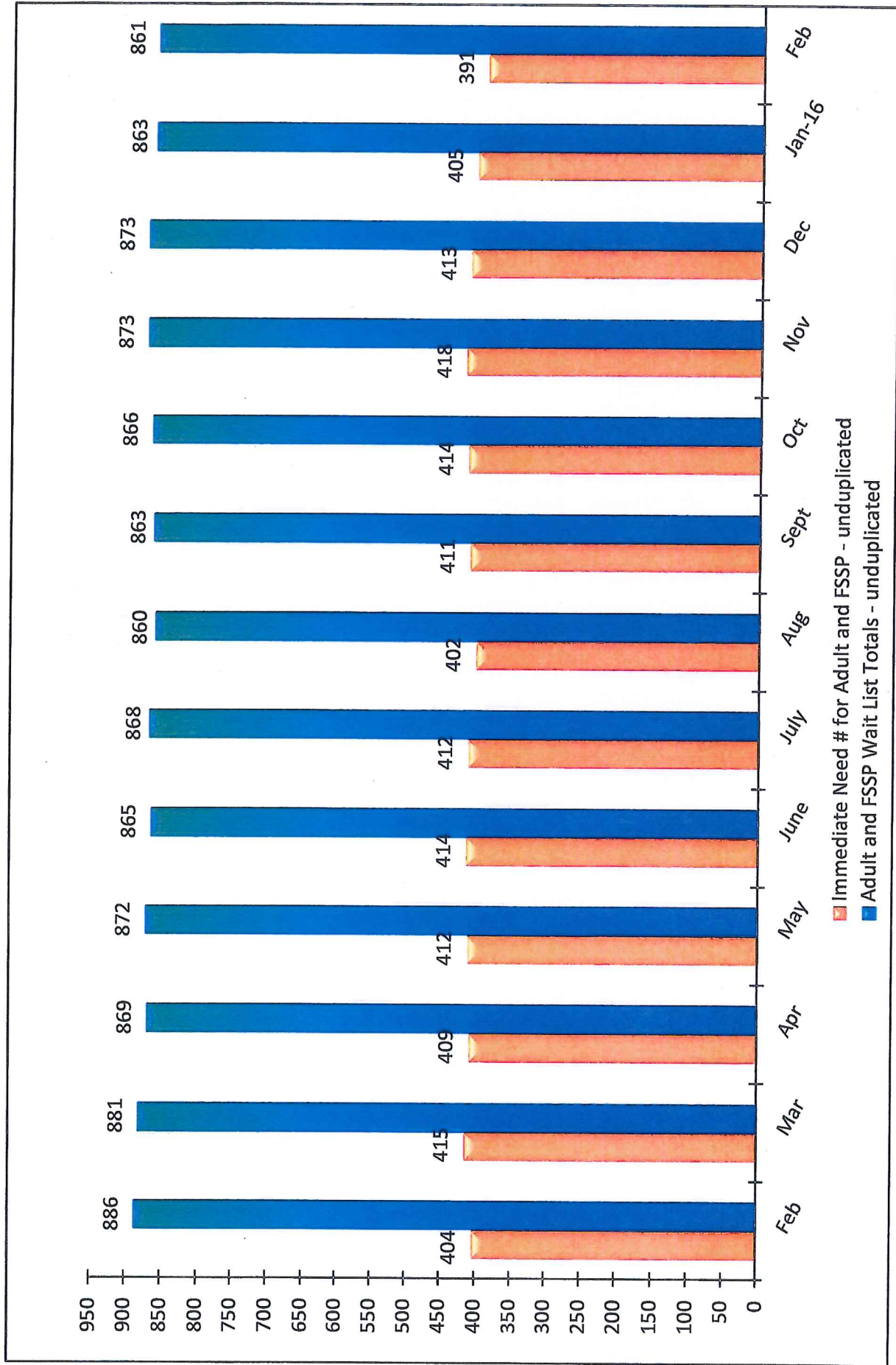
April 13, 2016

1570 Grant Street, Denver, CO 80203-1818 P. 303.866.4411
www.colorado.gov/hcpf

FOOTHILLS GATEWAY, INC

FEBRUARY 2016

WAITING LIST REPORT



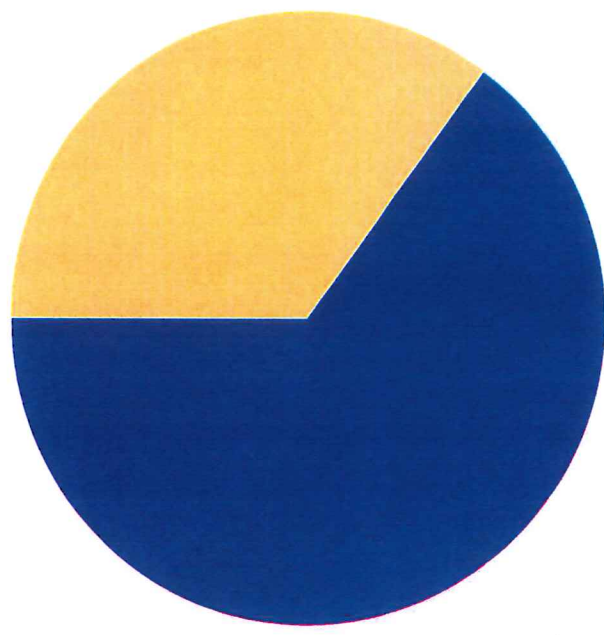
Waiting List Effective
February 29, 2016

Total # on Adult Waiting List

605 **

Total # needing services immediately 212

Total # not needing services immediately 393



■ Total # needing services immediately

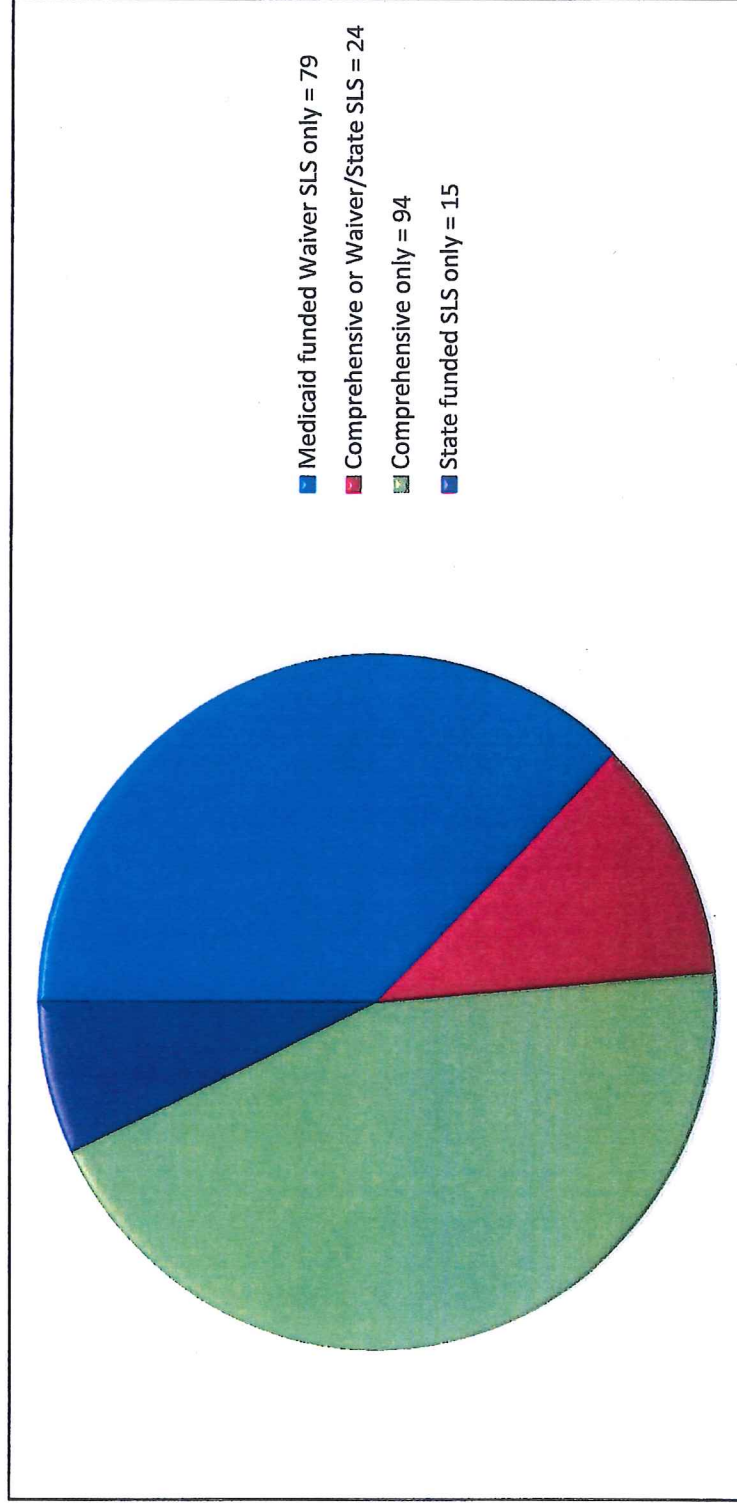
■ Total # not needing services immediately

****this number includes all adults (age 14 and older) waiting for Comprehensive services, Medicaid funded Supported Living Services (SLS) and State funded Supported Living Services(SSLS)****

Immediate Need, or wanting services

As Soon As Available = 212 total *

Medicaid funded Waiver SLS only = 79	79
Comprehensive or Waiver/State SLS = 24	24
Comprehensive only = 94	94
State funded SLS only = 15	15

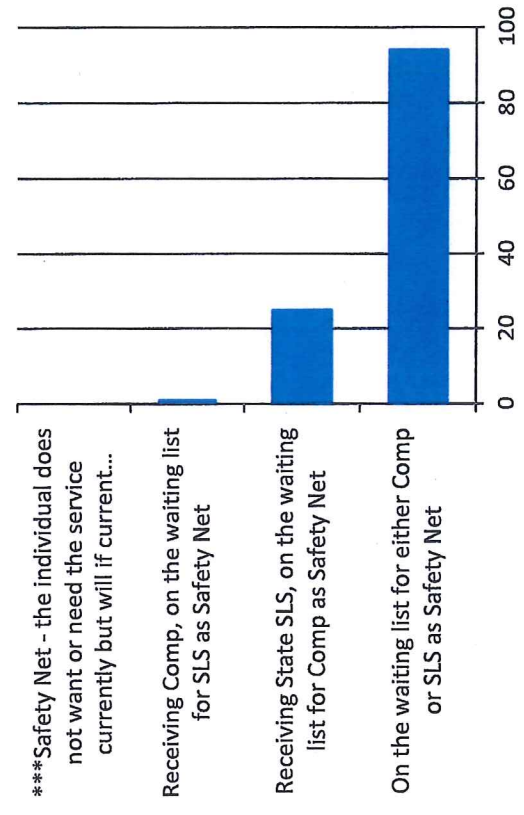
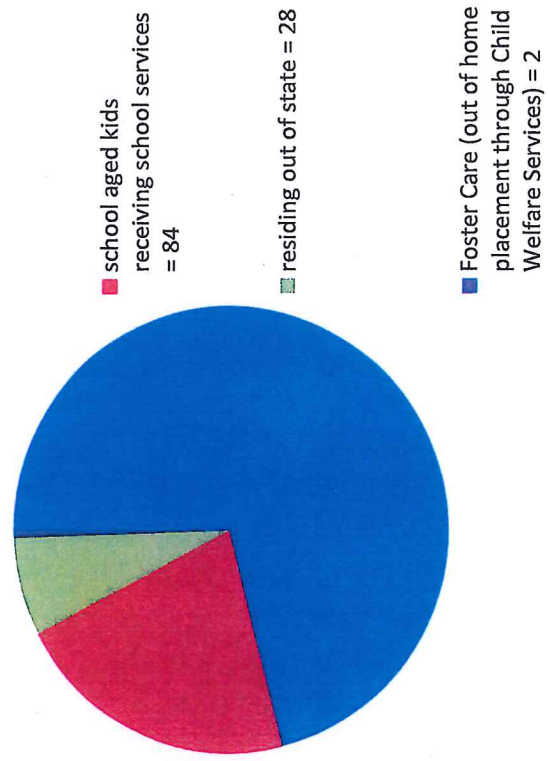


Non-Immediate Need = 393

Safety Net = 279	----->	279
School aged kids receiving school services = 84		84
Residing out of state = 28		28
Foster Care (out of home placement through Child Welfare Services) = 2		2


<u>Non-Immediate Need Safety Net break down</u>	<u>279</u>
Receiving SLS, on the waiting list for Comp as Safety Net	159
On the waiting list for either Comp or SLS as Safety Net	94
Receiving State SLS, on the waiting list for Comp as Safety Net	25
Receiving Comp, on the waiting list for SLS as Safety Net	1

***Safety Net - the individual does not want or need the service currently but will if current supports are lost or otherwise change, e.g., loss of primary caretaker, change in medical status. ***



Total # on Family Support and Services Program (FSSP) Waiting List

total number FSSP immediate need, or As Soon As Available = 203
 total number FSSP non -immediate need, or safety net = 119



- Total number FSSP immediate need, or As Soon As Available = 203
- Total number FSSP non -immediate need, or safety net = 119

Additional Information

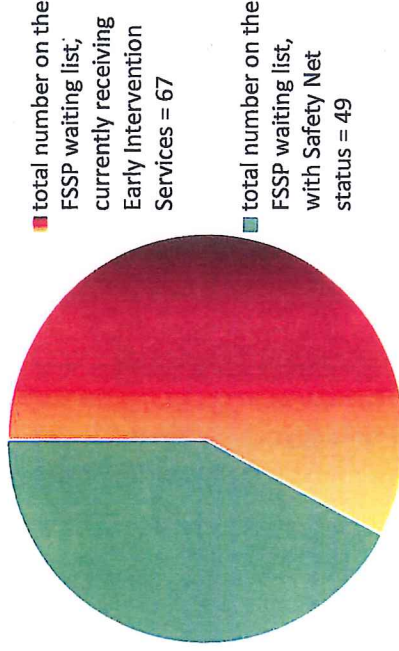
total number of individuals age 14 and older waiting for both FSSP and Adult services = 67
 immediate need for FSSP = 46
 non-Immediate need for FSSP, Safety Net status = 21

of the 67 individuals on both waiting lists, 24 have an immediate need for adult services. This # is captured in the Adult list unduplicated total #, thus making the **unduplicated FSSP Immediate Need total 179**

FSSP non-immediate need break down

total number on the FSSP waiting list, currently receiving Early Intervention Services = 67
 total number on the FSSP waiting list, with Safety Net status = 49

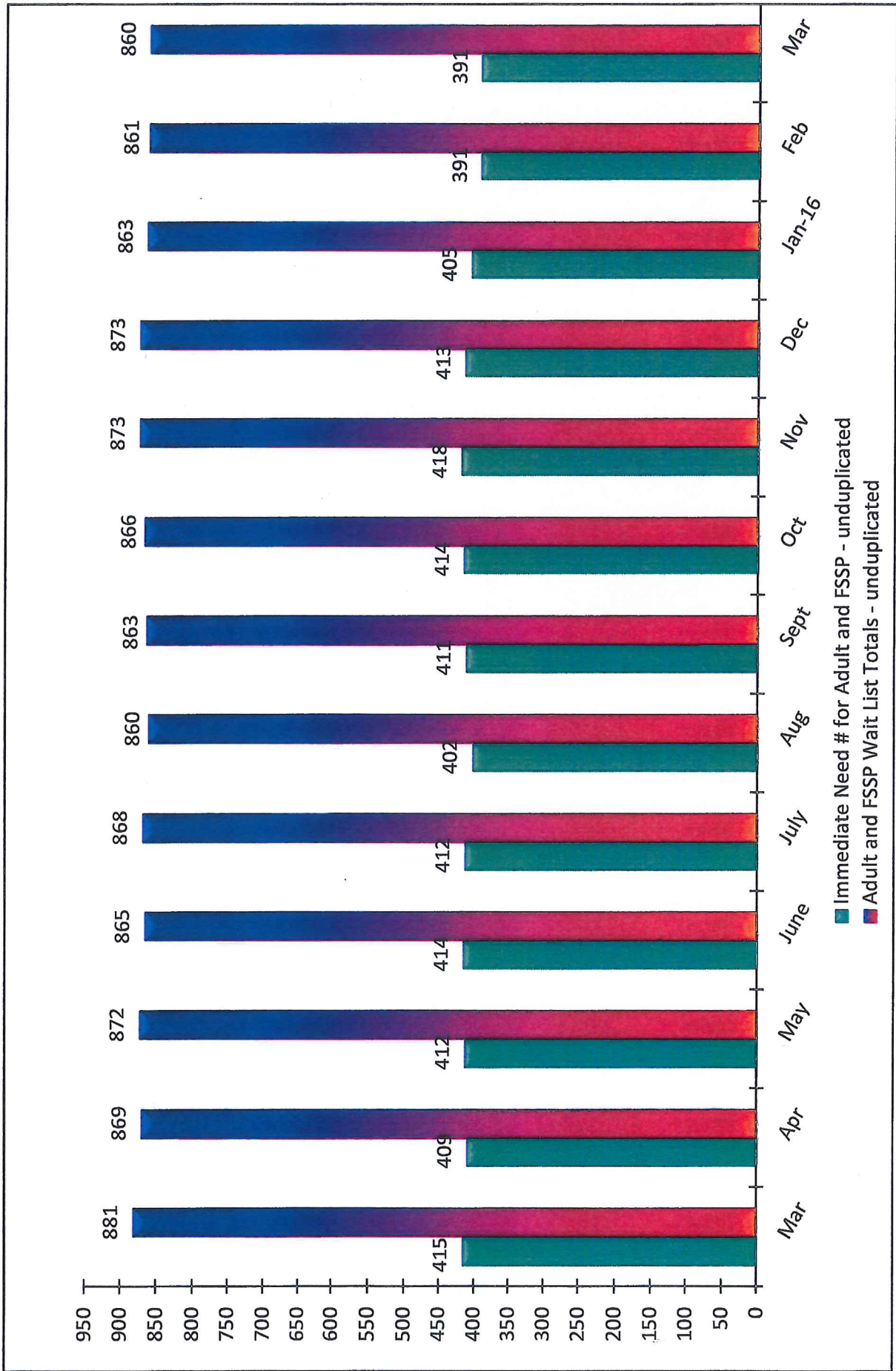
***Safety Net - the individual does not want or need the service currently but will if current supports are lost or otherwise change, e.g., loss of primary caretaker, change in medical status. ***



- total number on the FSSP waiting list, currently receiving Early Intervention Services = 67
- total number on the FSSP waiting list, with Safety Net status = 49

***3 individuals are Safety Net on FSSP list due to being in Foster Care**

WAITING LIST REPORT

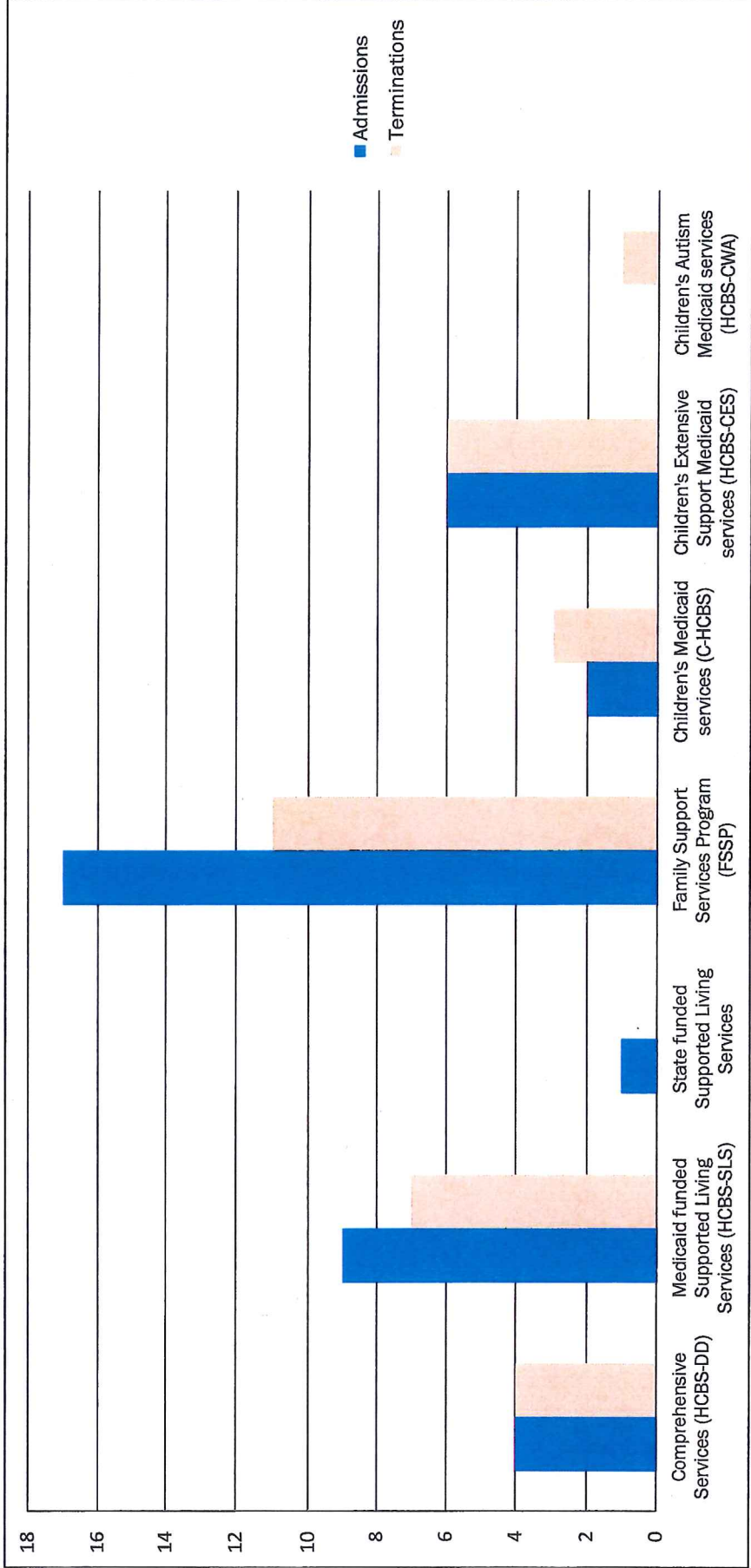


Waiting List Effective
March 31, 2016

Admissions and Terminations

Admissions Terminations

Comprehensive Services (HCBS-DD)	4	4
Medicaid funded Supported Living Services (HCBS-SLS)	9	7
State funded Supported Living Services	1	0
Family Support Services Program (FSSP)	17	11
Children's Medicaid services (C-HCBS)	2	3
Children's Extensive Support Medicaid services (HCBS-CES)	6	6
Children's Autism Medicaid services (HCBS-CWA)	0	1



WAITING LIST BOARD REPORT
Fiscal Year 2015-2016 Third Quarter
Effective March 31, 2016

CHILDREN'S HCBS WAIVER (CHILDREN'S HCBS)

<p><u>What is the primary purpose of this waiver?</u> To provide Medicaid benefits in the home or community for disabled children who would otherwise be ineligible for Medicaid due to excess parental income and/or resources. Children must be at risk of nursing facility or hospital placement.</p> <p><u>What ages are served?</u> Birth through age 17</p> <p><u>Who is served?</u> Disabled children in the home at risk of nursing facility or hospital placement.</p> <p><u>What is the active enrollment cap on the program?</u> No cap – direct enrollment</p>	<p style="text-align: center;"><u>CURRENT C-HCBS ENROLLMENT FIGURES AT Foothills Gateway</u></p> <p><i>Number of Children enrolled in program - 75</i></p> <p><i>Number of Children in process for direct enrollment - 1</i></p>
--	---

HCBS – CHILDREN WITH AUTISM WAIVER (HCBS-CWA)*

<p><u>What is the primary purpose of this waiver?</u> To provide Medicaid benefits in the home or community for children with a medical diagnosis of Autism who are most in need due to the severity of their disability. Children must meet additional targeted criteria.</p> <p><u>Who is served?</u> Children medically diagnosed with Autism with intensive behavioral needs that are at risk of institutionalization</p> <p><u>What ages are served?</u> Birth through age 5</p> <p><u>What is the active enrollment cap on the program?</u> 75 children statewide</p>	<p style="text-align: center;"><u>CURRENT HCBS-CWA ENROLLMENT FIGURES AT Foothills Gateway</u></p> <p><i>Number of Children enrolled in program - 5</i></p> <p><i>Number of Children on the wait list - 16</i></p>
---	---

CHILDREN'S EXTENSIVE SUPPORT WAIVER (HCBS-CES)

<p><u>What is the primary purpose of this waiver?</u> To provide Medicaid benefits in the home or community for children with developmental disabilities or delays, that are most in need due to the severity of their disability. Children must meet additional targeted criteria.</p> <p><u>What ages are served?</u> Birth through age 17</p> <p><u>Who is served?</u> Children with intensive behavioral or medical needs who are at risk of institutionalization. Children, birth through age 4, must have a developmental delay. Children, 5 through 17, must have a developmental disability.</p> <p><u>What is the active enrollment cap on the program?</u> No cap – direct enrollment</p>	<p style="text-align: center;"><u>CURRENT HCBS-CES ENROLLMENT FIGURES AT Foothills Gateway</u></p> <p><i>Number of Children enrolled in program - 73</i></p> <p><i>Number of Children in process for direct enrollment - 9</i></p>
---	---

DCSS Prevocational Customer List
Quarterly Report January – March 2016

***New Customers**

<u>Company</u>	<u>Job Description</u>
Abbey of St. Walburga	Mailer
Accent Branding Solutions	Bindery
Advertising Development Specialists	Packaging
Alpha Gold	Bindery/Mailer
Alphagraphics	Assembly
American Educational Products (AMEP)	Assembly
Aspen Club	Packaging
BMW Billiards	Bindery
Color Pro	Bindery/Boxes
Community Foundation	Bindery
Connective Systems	Assembly
Coyote Camp	Packaging
Dive Rescue	Bindery
Early Childhood Council	Mailer
Fern Creek Confections	Packaging
Flowers for God	Assembly
Fort Collins Board of Realtors	Bindery/Mailer
Fort Collins Children's Theatre	Bindery
Fort Collins Family Eye Care	Bindery
FullPro	Packaging
Jaco Product Recovery Services	Assembly
Jorgensen Lab	Packaging
Kamp Kits	Assembly/Packaging
Lonna Miller	Assembly
Maust Graphics	Bindery
Non-Practicing and Part Time Nurses Association	Bindery/Mailer
Odell Brewing	Packaging
Otterbox	Assembly
Pins and Fins	Assembly
Poudre Valley REA	Bindery
Power Line Sentry	Assembly
Pretty Brainy	Packaging
Pulsed Harmonix	Assembly
Ram Waste	Bindery/Mailer
Rocky Mountain Orchard	Packaging
Sensitively Yours	Packaging
Shadow Cliff	Mailer
Shippers Supply	Assembly
The Natural Dog Company	Packaging
The Supply Cache, Inc.	Packaging

The Gardens on Spring Creek (Fort Collins)

Volunteers of America (Frozen Meal Delivery)

Cleaning and organizing
potting/planting area

Deliver meals to home bound
individuals

Supported Employment Commercial Cleaning

General Services Administration

LaPorte Presbyterian Church

Mosaic

Timnath Presbyterian Church

Supported Employment Diversified Career Services

Company

1st Bank (S. College and Lemay)

Albertson's (Fort Collins)

Albertson's (Loveland)

Applebee's (Fort Collins)

ARC (Fort Collins)

ARC (Loveland)

Aspen Grove Vet Clinic

Austin's American Grill

Big Deal Tire

Bones du Jour

Buffalo Wild Wings

C.B. and Potts (Elizabeth)

Chick Fil A (Loveland)

Child Advocacy Center

Cinemark Cinemas

City of Loveland Library

Colorado State University

Colorado State University

Columbine Health Systems

Columbine Health Systems

Culver's

Earle's Loveland Floral

Ensign Power Systems

Fazolis

Fazolis

Fiona's Delicatessen and Catering

Fort Collins Brewery

Gib's Bagels (Harmony)

Gib's Bagels (Lemay)

Gib's Bagels (Shields)

Goodwill Thrift Store

Hallmark

Individual Job Sites

Hospitality

Courtesy Clerk

Courtesy Clerk

Greeter

Merchandising Associate (2)

Associate

Groundskeeper/Janitor

Maintenance

Associate

Kitchen Asst.

Kitchen Prep

Food Portioning

Lobby Attendant

Groundskeeper/Janitor

Ticket taker

Library Page

Lory Student Center (1)

Moby Gym (2)

Laundry Assistant

Dietary Aide

Dining Room Attendant

Floral Asst.

Groundskeeper

Janitorial/Lobby

Kitchen/Cashier

Dishwasher

Warehouse/Packing

Dining Area Attendant

Dining Area Attendant

Dining Area Attendant

Associate

Associate/Stocker