



*We believe in a life of opportunity, of choice, and of dignity
for every individual, regardless of age or ability.*

*The Mission of Foothills Gateway, Inc. is to advocate for and empower
individuals with disabilities to lead lives of their choice.*

**Board of Director's
Agenda
January 19, 2016
7:00pm**

BOARD PICTURE

MEETING CALLED TO ORDER

Open Forum-Please limit presentations to 10 minutes

PRESENTATION: FGI Transportation Services – Angela Woodall

CONSENT AGENDA

Approval of Minutes – November 17, 2015

Sunshine Law Meeting Postings

Awareness Day Attendance – February 17th

FINANCIAL REPORT

OLD BUSINESS

NEW BUSINESS

Red Robin Incident

ADJOURNMENT

Sunshine Law Meeting Postings

In accordance with a portion of the Colorado Sunshine Law, which general states that meeting notice must be posted in a designated public place within the boundaries of the local public body no less than twenty-four hours prior to the holding of the meeting. The designated place for posting notice is identified each year at the first regular meeting of each calendar year.

Foothills Gateway, Inc. has identified the following locations for notice of meetings:

- FGI website
- Bulletin Board outside of the facility's main entrance
- Bulletin Board near the Everitt Conference Room inside the main facility

Strengthening Community Through Efficient & Effective Service Delivery

Please join **Alliance**, our member Community Centered Boards and Program Approved Service Agencies, people receiving services, and their families for lunch at the Denver Art Museum.



Please Join Us for...

2.17.2016

Awareness Day for Individuals
with Intellectual and Developmental Disabilities

The Details

When ● Wednesday, February 17, 2016

Where ● Awareness Day Luncheon at the Denver Art Museum
North Building of Ponti Hall,
100 West 14th Avenue Parkway, Denver, CO

Agenda ● 9:00am: Two individuals with Intellectual and Developmental Disabilities will lead the Pledge of Allegiance in the House and Senate Chambers at the **Colorado State Capitol Building**

12:00pm – 1:30pm: Lunch, special guest presentations may include an individual in services, a Direct Support Professional, and an IDD Champion Legislator DSP Award recognition at the **Denver Art Museum**

RSVP ● by January 29, 2016 to Kylie Kampbell, 303-832-1618 ext 12
or kkampbell@alliancecolorado.org

.....
Alliance is an association dedicated to strengthening community services and supports for people with intellectual and developmental disabilities by collaboratively advancing innovative policies and practices.

FOOTHILLS GATEWAY, INC.

Preliminary Financial Reports
for the 3 months ending December 31 2015

MONTHLY FINANCIAL HIGHLIGHTS

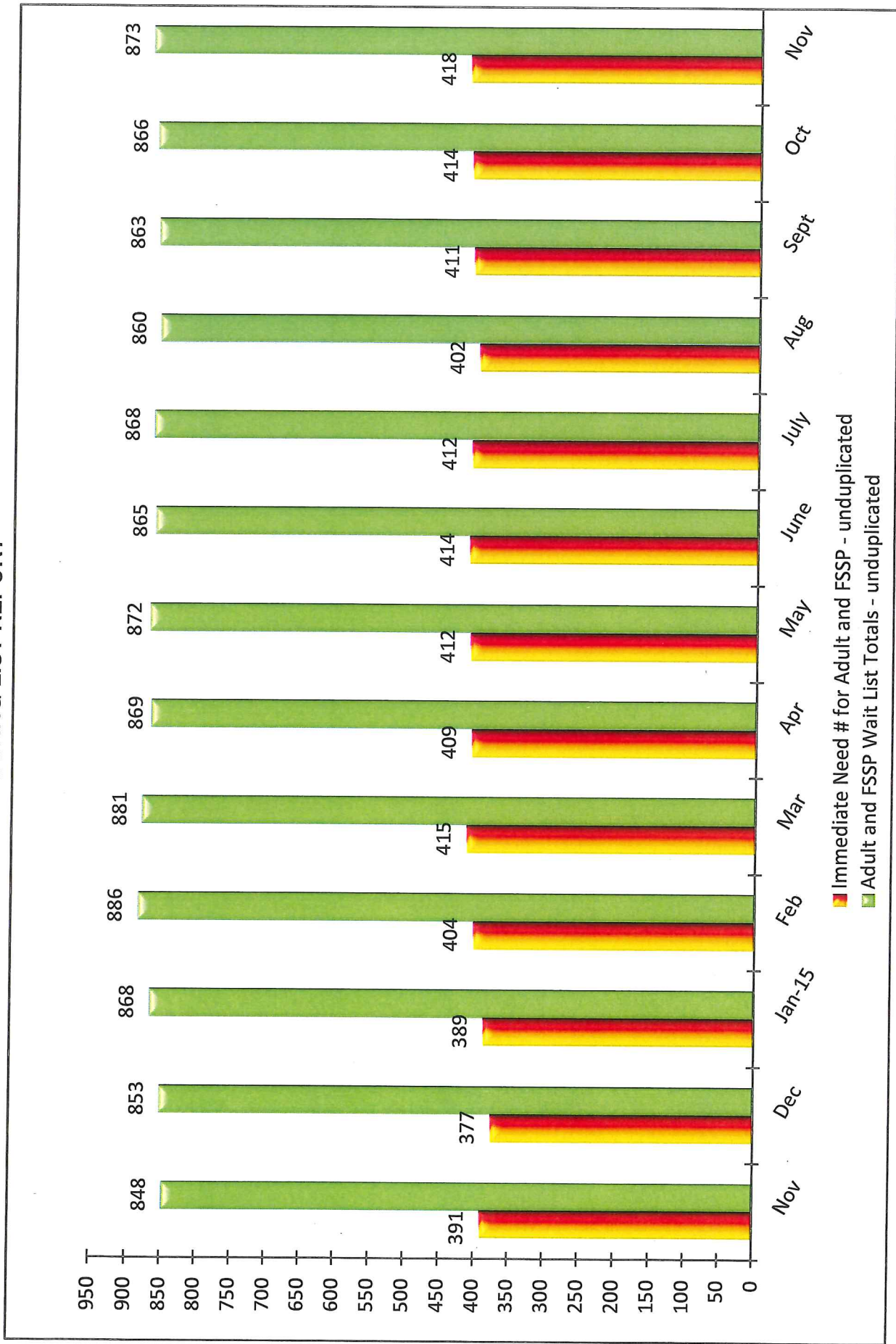
- * Revenues are 1.1% under YTD Budget
- * Expenses are 5.1% under YTD Budget
- * Net Loss is \$498,758 less than YTD Budgeted Net Loss

Financial Status	at June 30, 2015	at December 31, 2015	Incr (Decr)
Total Assets	\$12,238,121	\$11,117,404	(\$1,120,717)
Total Liabilities	\$1,883,591	\$1,869,048	(\$14,542)
Net Assets (Fund Balances)	\$10,354,530	\$9,248,356	(\$1,106,174)
Working Capital	\$5,837,482	\$4,591,260	(\$1,246,222)

Current Year Financial Performance at 6 months / 50.0% of annual revenue and expense

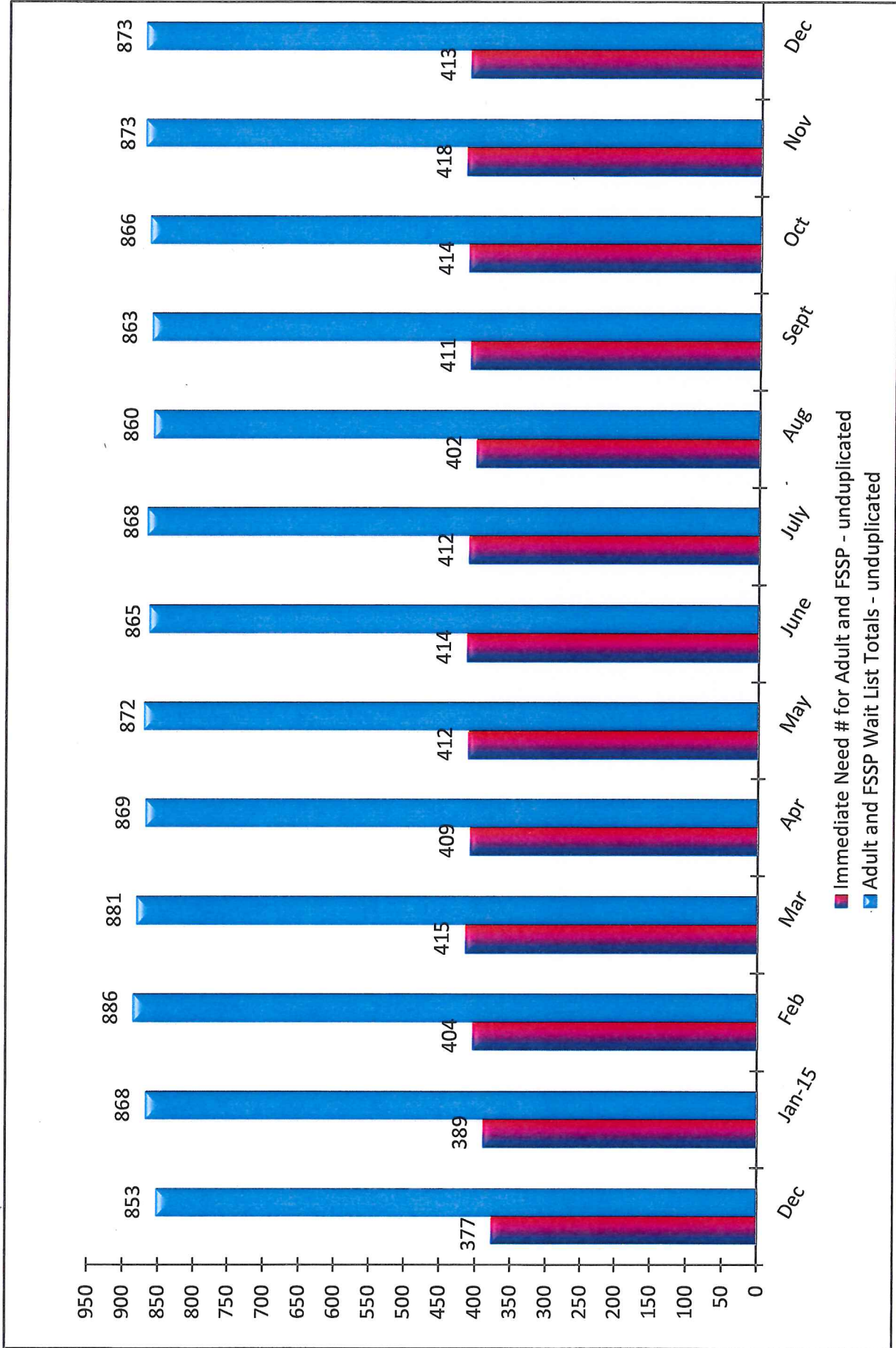
	Actual Year to Date	YTD Budget	% Actual to YTD Budget	Annual Budget	% Actual to Annual Budget
Revenues					
State/Medicaid Funds	\$9,767,886	\$9,746,143	100.2%	\$19,104,420	51.1%
Vocational Income	188,792	183,636	102.8%	367,272	51.4%
Public Support	137,261	124,360	110.4%	241,720	56.8%
Larimer County Mill Levy	91,768	104,112	88.1%	3,727,660	2.5%
Other	156,649	297,702	52.6%	590,980	26.5%
Total Revenue	\$10,342,356	\$10,455,953	98.9%	\$24,032,052	43.0%
Expenses					
Salaries, Taxes & Benefits - Staff	\$4,868,602	\$5,138,546	94.7%	\$10,455,100	46.6%
Salaries, Taxes & Ben - Individuals in Svcs	145,271	134,850	107.7%	269,700	53.9%
Vocational/Contract Supplies	18,976	21,288	89.1%	42,576	44.6%
Supplies, Equipment & Building Expense	462,758	616,066	75.1%	1,043,392	44.4%
Vehicle Expense	211,758	247,701	85.5%	496,127	42.7%
Program Related Expense	1,063,287	1,361,438	78.1%	2,535,451	41.9%
Purchase of Service	4,511,612	4,357,164	103.5%	8,744,747	51.6%
Other	166,266	183,832	90.4%	432,394	38.5%
Total Expenses	\$11,448,530	\$12,060,885	94.9%	\$24,019,487	47.7%
Revenue Over (Under) Expense	(\$1,106,174)	(\$1,604,932)	68.9%	\$12,565	-8803.6%
Less: Other Capital Expenditures	-194,973	-59,700	326.6%	-94,631	206.0%
Less: (Purch)Sell Long Term Invstmnts	-122,485	0	0.0%	0	0.0%
Plus: Non-Cash Expenses	177,410	161,279	110.0%	281,647	63.0%
Change in Working Capital	(\$1,246,222)	(\$1,503,353)	82.9%	\$199,581	-624.4%

FOOTHILLS GATEWAY, INC
 NOVEMBER 2015
 WAITING LIST REPORT



Waiting List Effective
 November, 30 2015

FOOTHILLS GATEWAY, INC
 DECEMBER 2015
 WAITING LIST REPORT



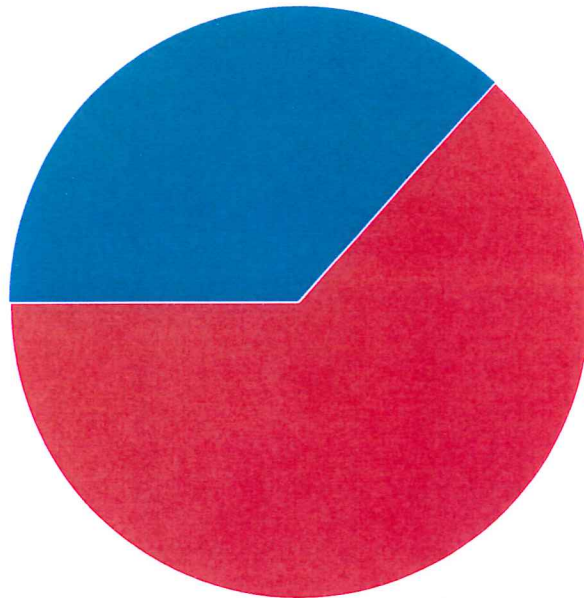
Waiting List Effective
 December, 31 2015

Adult Waiting List Data
Effective
December 31, 2015

Total # on Adult Waiting List

613 **

Total # needing services immediately 225
 Total # not needing services immediately 388



■ Total # needing services immediately
 ■ Total # not needing services immediately

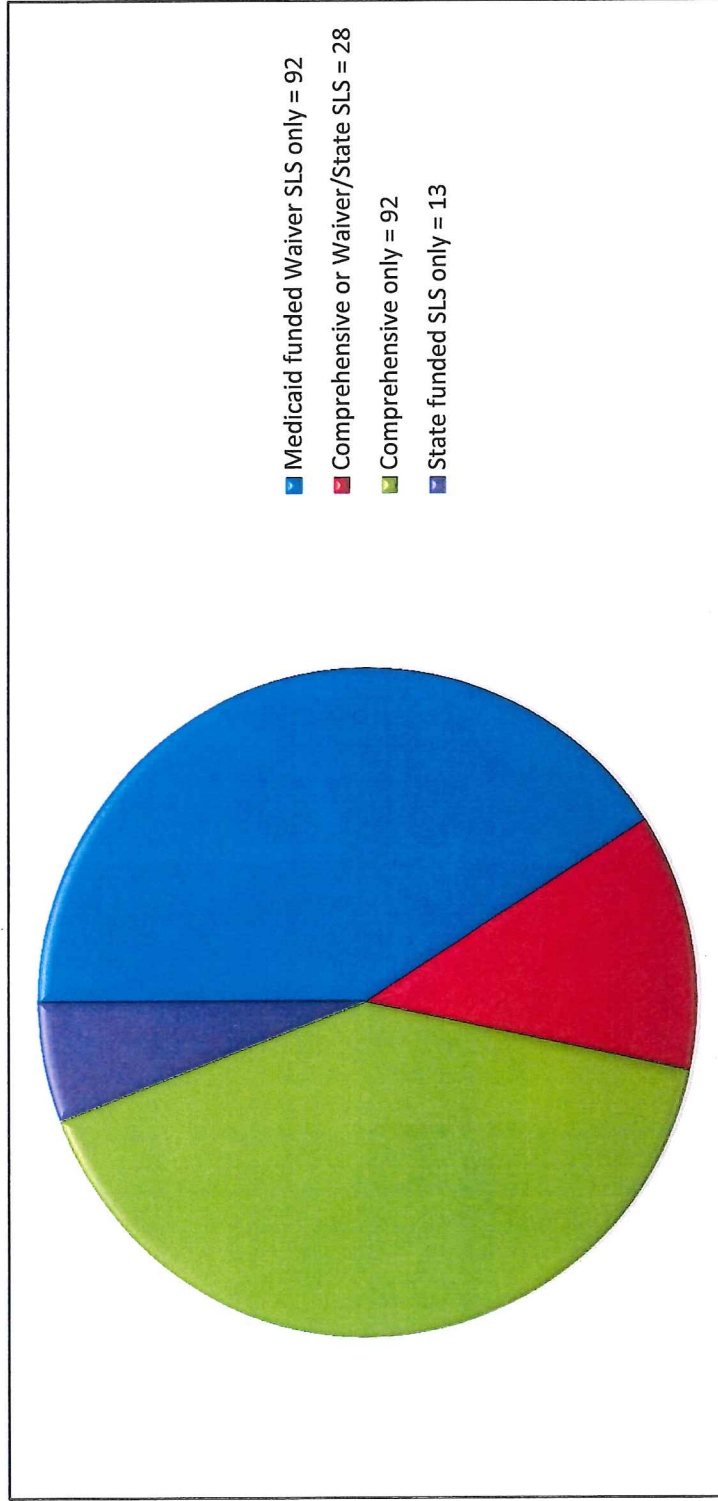
****this number includes all adults (age 14 and older) waiting for Comprehensive services, Medicaid funded Supported Living Services (SLS) and State funded Supported Living Services (SSLS)****

Waiting List Data
Effective
December 31, 2015

Immediate Need, or wanting services

As Soon As Available = 225 total *

Medicaid funded Waiver SLS only = 92	92
Comprehensive or Waiver/State SLS = 28	28
Comprehensive only = 92	92
State funded SLS only = 13	13



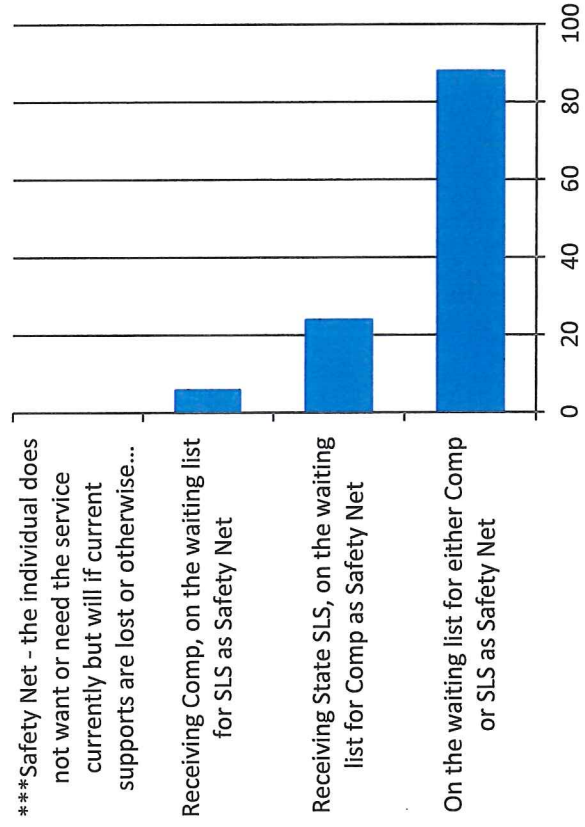
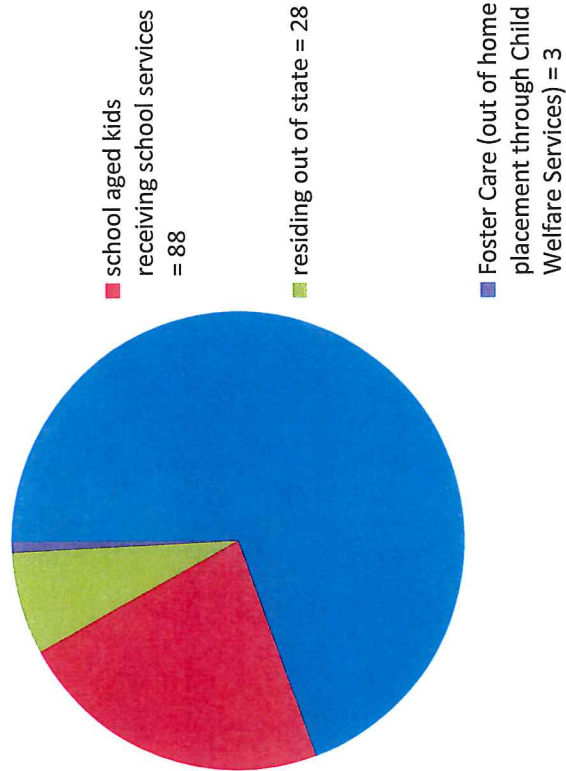
Waiting List Data Effective December 31, 2015

Non-Immediate Need = 388

Safety Net = 269	----->	<u>269</u>
school aged kids receiving school services = 88		151
residing out of state = 28		88
Foster Care (out of home placement through Child Welfare Services) = 3		24
		<u>6</u>

Safety Net - the individual does not want or need the service currently but will if current supports are lost or otherwise change, e.g., loss of primary caretaker, change in medical status.

■ Safety Net = 269



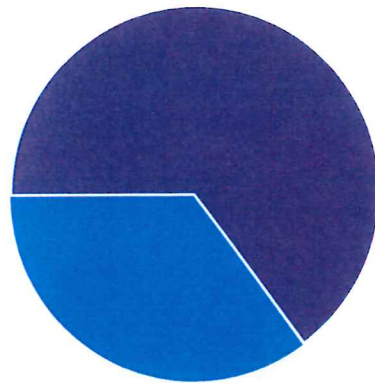
Family Support and Services Program (FSSP) waiting list data

Effective

December 31, 2015

Total # on Family Support and Services Program (FSSP) Waiting List

Total number FSSP immediate need, or As Soon As Available = 214	214
Total number FSSP non -immediate need, or safety net = 116	116



- Total number FSSP immediate need, or As Soon As Available = 214
- Total number FSSP non -immediate need, or safety net = 116

Additional Information

Total Number of individuals age 14 and older waiting for both FSSP and Adult services = 70

Immediate need for FSSP = 49

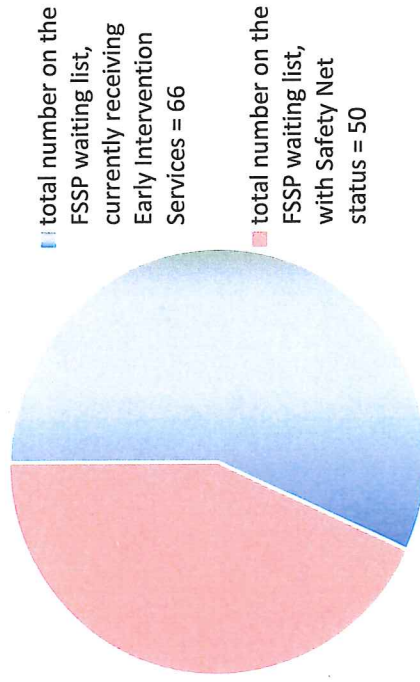
Non-Immediate need for FSSP, Safety Net status = 21

Of the 70 individuals on both waiting lists, 26 have an immediate need for adult services. This # is captured in the Adult list unduplicated total #, thus making the **unduplicated FSSP Immediate Need total 183**

FSSP non-immediate need break down

total number on the FSSP waiting list, currently receiving Early Intervention Services = 66	66
total number on the FSSP waiting list, with Safety Net status = 50	50

Safety Net - the individual does not want or need the service currently but will if current supports are lost or otherwise change, e.g., loss of primary caretaker, change in medical status.

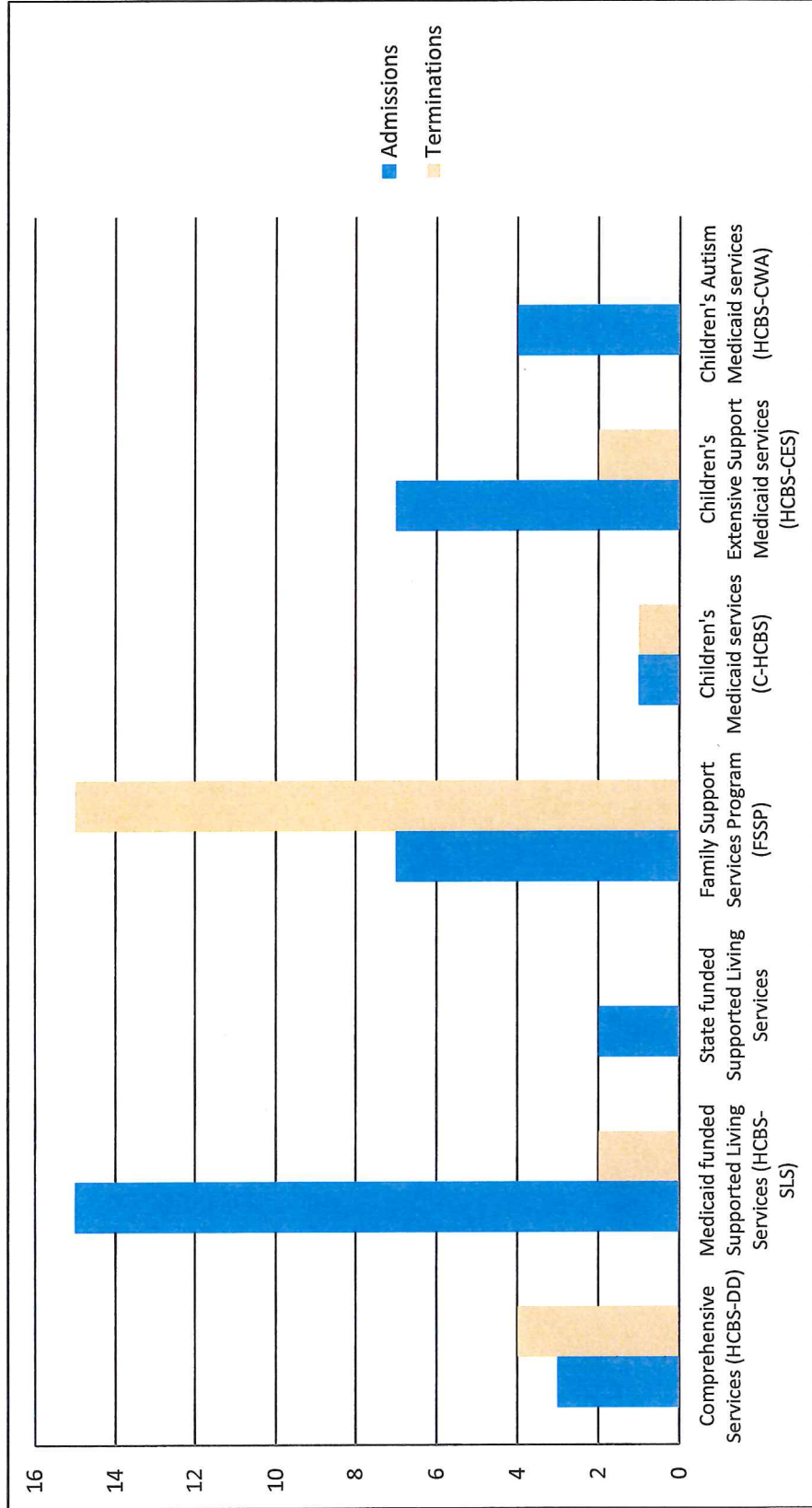


- total number on the FSSP waiting list, currently receiving Early Intervention Services = 66
- total number on the FSSP waiting list, with Safety Net status = 50

***3 individuals are Safety Net on FSSP list due to being in Foster Care**

Admissions and Terminations

	Admissions	Terminations
Comprehensive Services (HCBS-DD)	3	4
Medicaid funded Supported Living Services (HCBS-SLS)	15	2
State funded Supported Living Services	2	0
Family Support Services Program (FSSP)	7	15
Children's Medicaid services (C-HCBS)	1	1
Children's Extensive Support Medicaid services (HCBS-CES)	7	2
Children's Autism Medicaid services (HCBS-CWA)	4	0



WAITING LIST BOARD REPORT
Fiscal Year 2015-2016 Second Quarter
Effective December 31, 2015

CHILDREN'S HCBS WAIVER (CHILDREN'S HCBS)

<p>CURRENT C-HCBS ENROLLMENT FIGURES AT FOOHILLS GATEWAY</p> <p>Number of Children enrolled in program - 77</p> <p>Number of Children in process for direct enrollment - 0</p>	<p>What is the primary purpose of this waiver? To provide Medicaid benefits in the home or community for disabled children who would otherwise be ineligible for Medicaid due to excess parental income and/or resources Children must be at risk of nursing facility or hospital placement.</p> <p>What ages are served? Birth through age 17</p> <p>Who is served? Disabled children in the home at risk of nursing facility or hospital placement.</p> <p>What is the active enrollment cap on the program? No cap – direct enrollment</p>
---	--

HCBS – CHILDREN WITH AUTISM WAIVER (HCBS-CWA)*

<p>CURRENT HCBS-CWA ENROLLMENT FIGURES AT FOOHILLS GATEWAY</p> <p>Number of Children enrolled in program - 5</p> <p>Number of Children on the wait list - 19</p>	<p>What is the primary purpose of this waiver? To provide Medicaid benefits in the home or community for children with a medical diagnosis of Autism who are most in need due to the severity of their disability. Children must meet additional targeted criteria.</p> <p>Who is served? Children medically diagnosed with Autism with intensive behavioral needs that are at risk of institutionalization</p> <p>What ages are served? Birth through age 5</p> <p>What is the active enrollment cap on the program? 75 children statewide</p>
---	--

CHILDREN'S EXTENSIVE SUPPORT WAIVER (HCBS-CES)

<p>CURRENT HCBS-CES ENROLLMENT FIGURES AT FOOHILLS GATEWAY</p> <p>Number of Children enrolled in program - 72</p> <p>Number of Children in process for direct enrollment - 12</p>	<p>What is the primary purpose of this waiver? To provide Medicaid benefits in the home or community for children with developmental disabilities or delays, that are most in need due to the severity of their disability. Children must meet additional targeted criteria.</p> <p>What ages are served? Birth through age 17</p> <p>Who is served? Children with intensive behavioral or medical needs who are at risk of institutionalization. Children, birth through age 4, must have a developmental delay. Children, 5 through 17, must have a developmental disability.</p> <p>What is the active enrollment cap on the program? No cap – direct enrollment</p>
--	---